

 **BARENBRUG**

Seed guide

Edition 8

**Grow with
Confidence**





Plants Breeders Rights (PBR)

The products denoted by this symbol are registered under Plant Breeders Rights (PBR) in Australia.

Unauthorised commercial propagation or any sale, conditioning, export, import or stocking of propagating material is an infringement under the Plant Breeders Rights Act (1994). Any breach of this legislation will have the grower/seller liable for prosecution.



Inoculant

Inoculant (rhizobia) group recommended to inoculate the cultivar in order to achieve successful nodulation and nitrogen fixation.



Minimum annual average rainfall (mm)












pH range

pH range that can be used as an indicator for the suitability of a cultivar. The pH referred to is for a suspension of 1:5 soil: 0.01mol calcium chloride (CaCl₂).



Preferred soil type

-  **Temperate pasture grasses**
-  **Temperate pasture legumes**
-  **Temperate pasture blends and mixes**
-  **Lucerne**
-  **Forage brassicas and herbs**
-  **Vetch**
-  **Forage cereals**
-  **Summer forage**
-  **Tropical pasture grasses**
-  **Tropical pasture legumes**
-  **Tropical pasture blends and mixes**
-  **Traded varieties**
-  **Turf and lawns**
-  **Seed technology**
-  **Summer crops**
-  **Field crops**

Contents



Pasture selection	3
Temperate pasture grasses	15
Ryegrasses	17
Phalaris	39
Cocksfoot	44
Tall fescue	47
Brome grasses	49
Other temperate grasses	51
Temperate pasture legumes	53
White clover	55
Red clover	57
Other perennial clovers	58
Annual clovers	64
Medics	70
Temperate pasture blends and mixes	75
Temperate Renovator® blends	78
Temperate Meatmaster® blends	88
Lucerne	103
Grazing tolerant lucerne	109
Forage brassicas and herbs	115
Vetch	125
Forage cereals	131
Summer forage	141
Tropical pasture grasses	149
Tropical pasture legumes	163
Tropical pasture blends and mixes	173
Tropical Meatmaster® blends	174
BeefBoosta™	
Traded varieties	183
Turf and lawns	193
Seed technology & general information	209
Summer crops	231
Field crops	235

Seed Guide Edition 8

Editor: Rob Winter B App. Sci (Ag)

Regional Agronomist - Southern Australia

Martin Conroy-Jaeger

Regional Agronomist - Northern Australia

Published: July 2025

Barenbrug, leader in research and development

Barenbrug is a leading Australian seed company, and part of the worldwide Royal Barenbrug Group, specialising in research and development, marketing, extension and distribution of proprietary pasture and forage seeds, cropping, turf and seed enhancement technology.

Our extensive range of products contains more than 100 seed varieties to meet the needs of our customers both domestically and internationally.

Significant investment is made each year, both internally and with our research and development partners in order to develop and commercialise new varieties. To ensure our products are fit for purpose, they are rigorously tested at our research sites at Howlong, New South Wales and Wellcamp, Queensland and across many satellite locations throughout the country.

High quality seed is critical to Barenbrug in providing farmers with high performance products to improve productivity and maximise profitability.



Pasture selection

**Grow with
Confidence**




Pasture renovation and forage production

No matter what type of stock you are running, you need pastures that will deliver. With the right pasture for your situation, you can achieve quality feed with rapid establishment. This will enable you to keep your options open and concentrate on making every stock unit count and maximise your productivity. Whether you are growing winter lambs, dairy cows, prime beef or perhaps all three, you will get more out of every stock unit and grow profits with new pastures.

The simplest way to identify paddocks for renovation is to compare the production of all paddocks on your farm using your grazing records. If all the paddocks are the same size, simply add up the number of grazings per year for each paddock. If the paddocks are different sizes, you need to calculate grazings per hectare. Don't forget to include hay or silage crops. By recording the stock type, number and duration of the grazing, you will be able to gauge the effectiveness of various paddocks in general or for specific times or purposes.

In many rotational systems pastures are grazed 10 – 12 times a year. Poor paddocks might give two or three fewer grazings than average, and four less than top performing new grass paddocks. A gain of two grazings from pasture renovation equates to 3 – 4 tonnes of dry matter per hectare (t DM/ha) and is highly economical. If the difference is larger, even bigger net returns can be made.

In other systems there may be a requirement for set-stocking at certain times. The correct selection of pasture species to persist under high grazing pressure at key times and under seasonal stresses may be more critical than outright yield potential.



It will usually be instructive to consider the age of your pastures, even if they appear to be producing satisfactorily. Plant breeders have been developing varieties with increasing yield potential as well as improved features including insect tolerance, growth at key times, tolerance of hostile soil conditions as well as increased overall annual pasture quality.

Estimates have the rate of genetic gain by plant breeders in some species at around 1.0 – 1.2% per year in overall yield. This could mean that your 20-year-old pasture is performing at only 20% or more below its potential and under-delivering to the farm's income potential. New pasture varieties together with balanced fertility and suitably managed offer our industry great scope for improving productivity and income.

The success of a pasture or forage will depend on a number of factors including:

- Soil type
- Soil fertility/nutrient levels including pH
- Aspect and slope
- Moisture – rainfall, timing, irrigation, dry periods
- Heat and cold
- Latitude/photoperiod
- Insect and other invertebrate pests
- Vertebrate pests
- Weed control strategies
- Stock type
- Paddock size, orientation, shape
- Water points, stock movements and similar
- Budget
- Species selection
- Cultivar selection
- Approach to pasture establishment
- Grazing management
- Fertility maintenance
- Maintaining weeds and pests below problematic thresholds
- The outcome being sought by the farming operation
- How the pasture fits in with other farming operations such as annual cropping or seasonality of animal enterprises
- Extreme environmental events.

Many of these factors can be addressed through appreciating the environmental potential and constraints, adopting good farming practices, understanding the levels of risk for reward, and by properly considering the need for inputs to enable a good pasture or forage to work properly and be maintained.



It is useful to categorise various pastures and forage types into annual, short-term and perennial. In some cases a series of annual forages may be the best option for the long-term, or to play a role in a cropping or renovation program. Similarly, there are excellent annual and short term options for specialty forages and fodder as well as providing good stepping-stones towards a longer-term goal.

Pasture type	Typical features	Purposes e.g.
Annual / seasonal 6 – 12 mths	Feed at key times	Cover a feed gap
	Rapid growth	Pasture renovation
	High yield	Silage/hay crops
	High feed quality	Cropping break
	Single variety or simple mixes	Weed/Pest control
Short term 2 – 5 years	High performance	Cropping break
	Responsive to inputs	Mixed farming
	Yield at key times	High intensity operations / finishing
	Rapid paddock turn-over anticipated	Specialised seasonal production
Perennial 5 years +	Perennial grasses	Back-bone of grazing operations
	Perennial or self-regenerating legumes	Long pasture phase / cropping break
	Resilient & reliable	Fodder production
	Often multiple varieties / species	Best use for the site

This booklet will give you a guide as to particular species, possibly sub-types within species and appropriate cultivars that will meet those requirements in most circumstances.

Long-term pastures for temperate areas

Typical annual rainfall range - Winter dominant								
350	400	450	500	550	600	650	700	750+
Sheep, beef, wool Dry extensive			Mixed grazing Good extensive			Finishing / dairy Intensive		

Perennial and Hybrid Ryegrasses



Phalaris



Cocksfoot



Tall fescue



Bromes



Perennial clovers



Sub-clovers



Lucerne



Medics



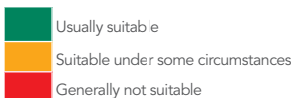
Chicory
















































Plantain



Key:





Irrigation	Hot, dry summers, days often >32°C	Varieties	Page
		Array, Shogun, Samurye	27, 26, 31
		4front, Rohan	25, 27
		Maxsyn, Forge	27, 30
		Governor	28
		Kidman, Barberia	28, 29
		Holdfast GT, Advanced AT, Horizon	40, 41
		Australian	166
		Summadorm	45
		Howlong	45
		Safin	45
		Prosper	48
		Fortune	48
		Bareno	49
		Storm, Weka	56
		Morrow	57
		Palestine	167
		Campeda, Losa, Denmark	61
		Monti, Gosse	62
		Antas, Mawson, Mintaro, Marshall	62, 63
		SARDI varieties	98, 99
		Sultan-SU, Scimitar, Jester SU	70, 71
		Commander	109
		Captain	110

Annuals/short-term autumn planting


















	Desired use				
	Autumn feed gap	Winter feed gap	Silage	Hay	Summer feed gap
Ryegrass					
Annual - Early	Green	Green	Green	Green	Red
Annual - Mid-late	Green	Green	Green	Green	Red
Annual - Late	Green	Green	Green	Green	Orange
Annual - Very late	Green	Green	Green	Green	Red
Italian - Diploid	Green	Green	Green	Green	Orange
Italian - Tetraploid	Green	Green	Green	Green	Orange
Annual clovers					
Arrowleaf	Red	Orange	Green	Green	Orange
Balansa	Red	Orange	Green	Green	Orange
Persian	Red	Orange	Green	Green	Orange
Forage cereals					
Oats	Green	Green	Green	Green	Orange
Barley	Green	Green	Green	Green	Orange
Triticale	Green	Green	Green	Red	Red
Ryecom	Green	Green	Orange	Red	Red
Vetch					
Common	Red	Orange	Green	Green	Red
Woolly pod	Red	Orange	Green	Green	Red
Brassicas					
Forage rape	Green	Green	Orange	Orange	Orange
Leafy turnip	Green	Green	Red	Red	Orange
Key:	Green	Orange	Red		
	Usually suitable	Suitable under some circumstances	Generally not suitable		



Cold
winters,
Soil temp
<8° C for
winter

Suitable varieties

Page

	Grassmax™	37
	Vortex	37
	Fuze	37
	Hogan	36
	Tempo, Hulk	33, 34
	Arise	34
	Zulu II	68
	Vista	65
	Laser, Lightning, Nitro	66, 67
	Express, Sorcerer, Warlock	121
	Magnate, Tycoon	124
	Crackerjack 2	123
		125
	Morava, Volga	115
	RM4, Haymaker	114
	Interval, Leafmore	104
	Falcon	106

Annuals/short-term spring/summer planting

	Desired use				
	Summer feed gap	Autumn feed gap	Winter feed gap	Silage	Hay
Grasses					
Italian - Diploid	Usually suitable	Usually suitable	Usually suitable	Usually suitable	Usually suitable
Italian - Tetraploid	Suitable under some circumstances	Usually suitable	Usually suitable	Usually suitable	Usually suitable
Pennisetum/Millet	Usually suitable	Suitable under some circumstances	Generally not suitable	Usually suitable	Usually suitable
Forage sorghum	Usually suitable	Usually suitable	Suitable under some circumstances	Usually suitable	Usually suitable
Chicory					
	Usually suitable	Usually suitable	Suitable under some circumstances	Usually suitable	Generally not suitable
Plantain					
	Usually suitable	Usually suitable	Suitable under some circumstances	Suitable under some circumstances	Generally not suitable
Brassicas					
Forage rape	Usually suitable	Usually suitable	Usually suitable	Suitable under some circumstances	Suitable under some circumstances
Hybrid/Leafy turnip	Usually suitable	Usually suitable	Suitable under some circumstances	Generally not applicable	Generally not suitable
Turnip	Usually suitable	Usually suitable	Usually suitable	Generally not applicable	Generally not suitable
Kale	Generally not suitable	Usually suitable	Usually suitable	Suitable under some circumstances	Generally not suitable

Key:

Usually suitable	Usually suitable
Suitable under some circumstances	Suitable under some circumstances
Generally not suitable	Generally not suitable
Generally not applicable	Generally not applicable



Holdfast GT - Howlong, NSW



Hot, dry
summers,
Days often
>32° C

Suitable varieties

Page

	Tempo, Hulk	33, 34
	Arise	13
	Various	145
	Nudan + others	142
	Commander	109
	Captain	110
	Interval, Leafmore	104
	Falcon	106
	Dynamo	105
	Bombardier	108



Advice and guidance

Managing a pasture is just as important as choosing the right seed. Our highly experienced team of Territory Managers can offer valuable and timely advice to guide farmers, agronomists and retailers in making the right decisions.

Barenbrug's Territory Managers have an intimate knowledge of the eco-agricultural aspects of their area plus the resources and back-up from regional agronomists and technical support from research, seed production and plant breeding nationally and internationally.

Your Territory Manager can offer guidance on:

- Pasture and crop economics
- Crop sequencing
- Paddock selection and preparation
- Fertiliser
- Weed and pest control
- Grazing management
- Animal production and health issues
- Fodder conservation
- Lawns and turf
- Winter grain and summer grain crops
- Temperate and tropical species
- Seed treatments.

Contact details for your Barenbrug Territory Manager are located on the back cover.



Temperate pasture grasses

**Grow with
Confidence**



Temperate Pasture Grasses

By far the most dominant sub-group in terms of land area are the pasture grasses which provide, food for animals, resulting in outputs such as meat, milk, cheese, wool, hides, other animal products as well as leisure and amenity.

The main pasture grass species for temperate regions are described in this chapter: ryegrasses which are versatile and productive over a range of climates and production systems, particularly in areas with cooler/milder summers; and hardy perennial species such as phalaris, cocksfoot and tall fescue which will often be better or complementary choices in areas with tougher climates or other challenges.

In the main, grasses provide the bulk of animal feed in pasture systems, offering energy, protein, fibre and other vital nutrients. Usually some sort of pasture legume base is included with grass species in order to provide nitrogen for the pasture system as well as a feed source and diversity.





Ryegrasses

There are four main groups of ryegrass:

Perennials

For typically 5 – 8 years plus, but may only last a few years under some conditions. These work best in areas with a more distributed rainfall pattern or irrigation and milder summers where they form the basis of a long-term pasture feed-base.

Italian x Perennial Hybrids

Italians crossed with perennials, and often variously back-crossed. Life-span 2 – 5 years depending on the variety and the circumstances. High (75% plus) Italian parentage may last for 1-2 years; 50%x50% Italian x perennials 2-3 years; 75% plus perennial parentage 3-5 years. Work well where multiple years are required with very good autumn and winter growth, and the persistence of true perennial ryegrass may be unreliable. Also excellent for over-sowing.

Italians

18 months – 2 years under favourable conditions although typically one year under most systems. A popular option in areas where late spring growth is reliable, or where summers are mild and a second year may be required. Very useful for over-sowing into existing pastures as a boost for a year or two.

Annuals


8 – 11 months when autumn sown. Annuals are popular in areas with winter dominant rainfall and dry, hot summers, or for a quick winter feed prior to spring cropping.

All ryegrass will propagate from seed, however the more perennial characteristics the variety has, the greater its ability to self-regenerate from vegetative daughter tillers.

True annual ryegrass does not have this ability, whereas true perennials have a large capacity to reproduce through tillering. Therefore as the capacity for vegetative tillering increases, the potentially longer-lived the plant. Italian ryegrass and hybrids are intermediate types in this respect. In situations with hot and dry summers, vegetative tillering will be reduced or non-existent, hence perennial ryegrass may not persist well enough to be an option.

Ryegrass heading dates

This term refers to the relative maturity of a variety: when the grass becomes reproductive and sends up flowering tillers. As a rule, the earlier the heading date, the more late winter growth potential and a more pronounced spike in spring growth.



Early heading types are more suited to areas where the spring conditions may become hot and dry early. Once they have flowered they will typically stop producing unless there is follow up moisture. This is a useful survival strategy for ryegrass in drier extensive grazing areas. As a grass starts to become reproductive and runs to head, the relative pasture quality is reduced as the plant accumulates more cellulose and lignin. Stalky pastures with lower proportion of leaf have reduced quality and animal performance is reduced.

Conversely, it is typical for late-heading date varieties to exhibit relatively less winter growth, although this is now changing with some of the newer late varieties offering very good winter yields. Later varieties have a longer but steadier spring flush, thus allowing for greater flexibility and extended pasture quality into early summer.



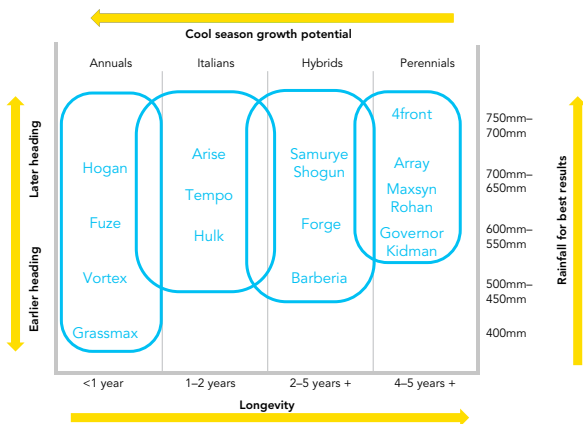
It is often beneficial to have a range of pasture maturity dates on farm:

Early varieties

- Suit paddocks or locations that typically finish earlier e.g. lighter soils, north facing slopes, lower rainfall
- Maximise the potential from rain-fed (dryland) production with an early spring flush
- Likely to complement later paddocks by providing comparatively more feed in late winter/early spring
- Allow for allocation of paddocks for fodder conservation, with later paddocks being grazed
- Often can be considered for sites with shorter growing seasons or where lower input costs are justified.

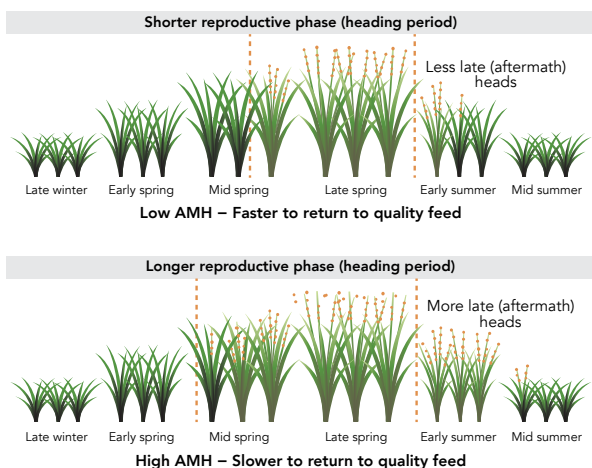
Later varieties

- Suit sites where the spring season holds on longer
- Offer higher feed quality and animal performance, over an extended period
- Maximise the potential value from summer irrigation or moist summer conditions
- Potentially spreads the silage/hay season risk and workload
- More usually suited to sites where higher outputs are being targeted
- Often considered more easily managed to maintain spring and summer quality.



Aftermath heading

Increasingly, ryegrasses are selected to have as narrow a heading period as possible. For example, they are selected to run to head all at once, and then stop. This is termed 'low aftermath heading' (AMH). If a variety has an extended flowering period, then the quality of the pasture is lower for a longer period due to the stalk content.



This explains part of the persistence of older type ryegrasses in some more mature pastures: it is not the original plant that survives, but the capacity for the stand to re-seed over a long flowering period, with lax grazing or through hay cutting. Nowadays, grass is more often conserved as silage, less frequently taken for hay and varieties are generally selected for low AMH. This means that to obtain true long-term perenniality, the grass must be managed to reproduce from its tillers. This can be encouraged by selecting the right variety for the conditions. Measures should include good grazing management, particularly in spring, appropriate fertility, and not grazing when the paddocks are going through stress such as drought or waterlogging.



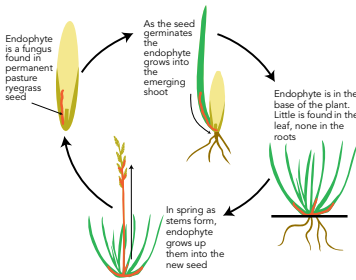
Ryegrass Ploidy: Diploid and Tetraploids

Ryegrass is naturally a diploid, meaning it has two sets of chromosomes. Some varieties are tetraploids: artificially developed by plant breeders to have four sets of chromosomes. This practice was first developed in Holland in the 1960s and has since become common in plant breeding. The practice does not involve gene modification. Tetraploids have larger seeds (nearly double the size of standard diploid types), and because of this a higher sowing rate is required. Plants of tetraploid varieties are also larger with wider, darker leaves, lower number of tillers, and fewer, but thicker roots. Tetraploiding in perennial ryegrass has been found to increase palatability and can increase feed value.

	Diploids	Tetraploids
Features	Smaller seed size	Larger seed size
	Finer leaves and stems	Broader leaves and thicker stems
	Often paler green colour	Usually bright, dark green
	Finer root system	Fewer, thicker individual roots
	Greater number of tillers per plant	Fewer tillers per plant
Benefits	Generally higher drought tolerance	Often have greater stock acceptance
	Greater pugging tolerance in wet environments	Usually grazed low, allowing higher clover percentage
	Lower sowing rates, lower cost per hectare	Generally lower fibre, higher ME
Disadvantages	Often slightly higher fibre, lower ME, although with new plant breeding this is no longer necessarily the case	Higher sowing rates required
		Less tolerant of lengthy dry periods
		Less tolerant of pugging & traffic
	Growth habit of some cultivars so dense as to be poor companions for clover	Will often offer less than ideal levels of fibre at key times e.g. early spring
More readily over-grazed		

Ryegrass endophyte

Ryegrass endophyte can contribute to pasture persistence and animal performance. An endophyte is a fungus that lives naturally in a plant. In the wild and cultivated areas there are many different grasses and endophytes, often they have a special and unique symbiotic relationship with each-other. The grass offers the fungus nutrient, a home and a method of multiplication and dispersal. The fungus gives the plant some protection from pests and over-grazing, by producing alkaloid chemicals that perform insecticidal and anti-feeding functions, thus helping the plant's survival.



Endophyte life-cycle. The endophyte transfers with the seed or with harvested material. Silage or hay made from high endophyte pastures will still contain the toxins.

Naturally occurring ryegrasses usually contain endophytes that produce fairly high levels of these chemicals in the plant at certain times of the year, most notably when seed heads are developing in late spring, and in early autumn when coming out of summer dormancy. Ideally we want the pasture to have the plant-survival characteristics that normal endophyte offers, but without health effects or production losses. In some situations though, particularly where animals are being very intensively produced, the staggers and heat stress issues affect the economic performance of the farm to a point where other options should be considered and carefully taken up.

There are several endophyte options currently available. Each has its own characteristics, so it is important to understand the difference between them and to which farm situations they are best suited. It is also important to reflect that the endophyte is only one feature of a cultivar, and genetic potential, resilience of the cultivar itself, and pasture fertility and management will have a great bearing on performance and persistence.

Ryegrass endophyte options

NEA / NEA2 / NEA4 – An ideal endophyte for intensive farming situations. These can provide balanced control of most insects, including Argentine stem weevil, black beetle and root aphid, giving a level of protection that is well proportioned to levels of insect pressure. They also offer excellent animal performance and staggers-free pasture. Available in tetraploid and diploid varieties.

NEA12 - Provides high overall insect resistance and is suitable for situations where pest pressures are high. It may cause ryegrass staggers (although less often and usually less severe than standard endophyte) and can impact animal production. NEA12 is recommended for dairy and beef applications only.

AR1 – A suitable endophyte for many medium to high rainfall farming situations. It provides very good resistance to many insects, and good persistence in many regions when matched with superior ryegrass varieties. AR1 also gives excellent animal performance and health with no chance of ryegrass staggers. This endophyte may not be suitable for areas where black beetle is a problem.

Endo5/AR5 – Provides staggers-free pasture, although it may slightly reduce live weight gain in lambs. Does not appear to control root aphid to the extent of NEA2 or NEA4.

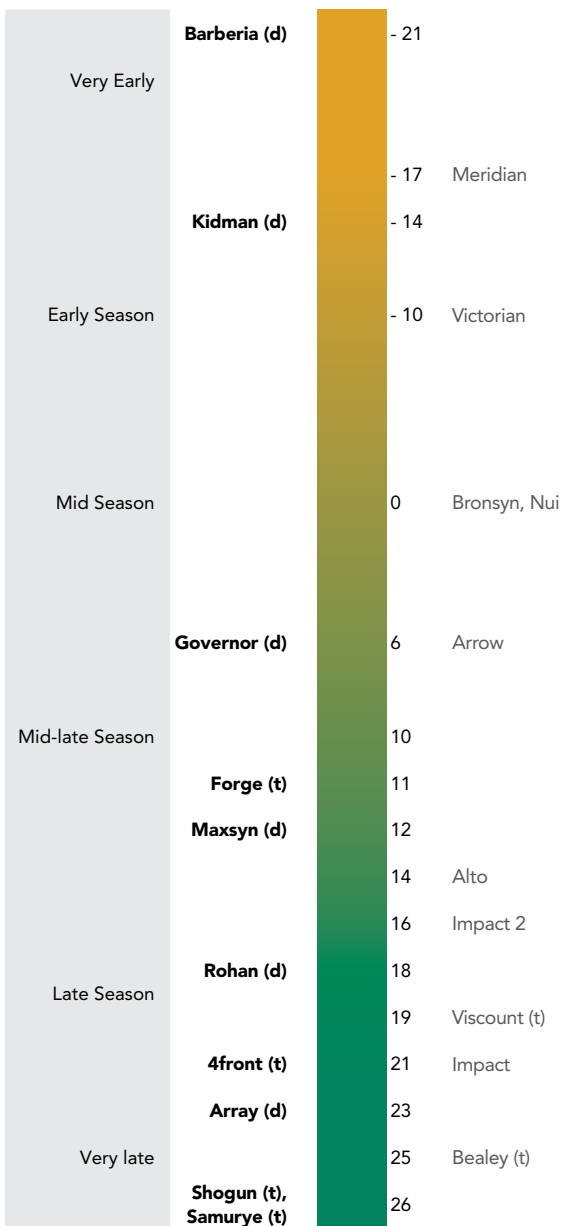
AR37 – Provides high overall insect resistance and is suitable for situations where pest pressures are high. It can cause ryegrass staggers (although less often and usually less severe than standard endophyte) and can impact animal production. It is not recommended for deer or horses and caution is needed when grazing with sheep.

Standard endophyte (SE) – Not recommended for sowing in most situations. Standard endophyte is more likely to cause staggers when conditions prevail for alkaloid production, and can significantly reduce lamb growth, beef production and milk production in dairy cows. Not recommended for horses. Has contributed to concerns with animal welfare on occasions. Also called High Endophyte (HE), Wild-Type (WT). Not available in varieties with high production potential.

Without endophyte (WE, Nil) – Removing endophyte eliminates any animal health problems, but insect resistance is reduced and ryegrass pastures rarely persist well as a result.

Perennial & hybrid ryegrasses

Perennial and hybrid ryegrass heading dates (days)



Perennial ryegrass 15 – 30 kg/ha

Lolium perenne

In the higher rainfall and irrigated regions of southern Australia, perennial ryegrass is the grass of choice for permanent pastures. It is relatively easy and quick to establish and easy to manage, although it struggles under high summer temperatures and needs appropriate management to ensure long term persistence.

- Establishes rapidly, yields well, tolerates a range of management practices and has high feed value
- It is compatible with a range of legumes offering an excellent all round pasture for grazing systems
Barenbrug's ryegrasses with endophyte technology and staggers free are now readily available.

Late tetraploid

4front NEA2

Perennial ryegrass



650+ mm

4.8 – 8.0

Most soil types

- Standout new variety to replace Bealey and Viscount
- Late – very late heading (+18-20 days): retains feed quality deeper into spring
- Improved winter and early spring feed – when it is needed most
- Ideal for rotational grazing and maximising yield potential
- NEA2 endophyte: good insect tolerance, no staggers
- #1 Ranked Perennial Ryegrass in the 2025 Dairy Australia Forage Value Index (FVI).



4front NEA2 - Ellinbank, VIC

NEA endophytes

The NEA series of endophytes have come through with the breeding of a family of ryegrasses. The particular ryegrass genetics are to a large extent the natural host of NEA, thus conferring some good symbiotic benefits to the varieties in the breeding program. NEA2 and NEA4 are mixtures of endophyte strains and available in both diploid and tetraploid cultivars.

The alkaloid profile and expression is determined by the interaction with the host cultivar and the levels of the various strains within the variety. Expression of alkaloids appear generally to be stronger in diploid grasses as a rule. NEA2 and NEA4 will express very low levels of lolitrem B, low levels of ergovaline and standard levels of peramine. This balance of alkaloid offers good insect resistance and excellent animal performance.

NEA, NEA2 & NEA4 endophytes offer the following benefits:

- Good levels of insect protection: Argentine stem weevil, black beetle, root aphid
- Freedom from ryegrass staggers
- Excellent animal acceptance and performance
- Available in well adapted, high-performance cultivars for a range of applications.

NEA2 endophyte has been used in various varieties in Australia since the late 1990's. In Australia, staggers have never been reported in any class of grazing animals, with excellent animal acceptance and performance in all seasons. NEA is the singular strain of the NEA2 complex that is present in Shogun. NEA4 is a combination of NEA2 and NEA3 isolations that has good symbiosis with particular groups of ryegrasses. NEA4 performs in a very similar fashion as NEA2.

NEA12 is a new release that has a different mode of operation, and is recommended for dairy and beef applications only as it may on rare occasions contribute to ryegrass staggers in sheep.

The NEA type endophytes continue to be developed and more varieties are expected to be released as breeding and field testing continues.

Very late diploid

Array NEA2

Perennial ryegrass



700+ mm

4.8 – 8.0

Most soil types

- New diploid perennial ryegrass
- Very late flowering (+23 days)
- Preferred choice for highest production systems
- Excellent late spring and summer growth
- Ideal companion with 4front for late season applications
- Long term persistence
- NEA2 endophyte: good insect tolerance, no staggers
- The #1 ranked Perennial Ryegrass in the 2024 & 2025 Dairy Australia (FVI).

Mid-late diploid

Maxsyn NEA4

Perennial ryegrass



650+ mm

4.8 – 8.0

Most soil types

- New ultra-high performance mid-diploid perennial ryegrass (+10-12 days flowering)
- Excellent warm season growth and heat tolerance
- Densely tillered and persistent
- Adaptable and reliable over years of testing and development
- Absolute top-performer for forage yield & persistence
- Replaces Impact 2
- NEA4 endophyte for strong insect protection and excellent animal safety
- #1 Ranked Diploid Perennial Ryegrass in the 2025 Dairy Australia (FVI).

Late diploid

Rohan NEA2

Perennial ryegrass



600+ mm

4.8 – 8.0

Most soil types

- Diploid late (+18 days) perennial ryegrass
- Fine, dense spreading habit
- Excellent persistence
- Productive in tougher environments under close grazing
- Improved resilience to treading/pugging
- NEA2 endophyte: excellent insect tolerance, no staggers.

Early diploid

Kidman NEA2

Perennial ryegrass



550+ mm

4.8 – 8.0

Most soil types

- Early flowering (-14 days) perennial ryegrass
- High autumn, winter and early spring production
- Good persistence and plant pulling resistance
- Low aftermath heading, quickly return to high quality feed
- New generation alternative to older Victorian types
- Selected in Australia specifically for challenging growing conditions
- NEA2 endophyte: insect resistance, no staggers.

Mid-season diploid

Governor AR1

Perennial ryegrass



600+ mm

4.8 – 8.0

Most soil types

- Diploid mid-flowering (+6 days) perennial ryegrass
- Replaces Arrow perennial ryegrass
- Excellent productivity
- Versatile in many environments
- AR1 endophyte: no staggers, suitable for low insect pressure applications and horse pastures.

Barberia ryegrass 10 – 20 kg/ha

Lolium spp.

Barberia was selected from a unique, isolated ryegrass population in northern Africa. Genetically, it is distantly related to Italian ryegrasses, but is considered in a category of its own due to difficulty with crossing with other ryegrasses, and its particular growth habit and reproductive characteristics. Barberia offers around 85 – 90% of the winter growth potential of good Italian ryegrasses, with the ability to remain properly summer dormant and offer multiple years of good production. Barberia is an excellent choice for producers in summer dry areas who need a 3 – 5 year pasture option. Barberia is probably the most heat tolerant ryegrass available which also aids persistence in marginal ryegrass country. It does not contain endophyte, so is a good option for developing a productive, staggers free, reliable early-autumn pasture feed base.

Very early diploid

Barberia

Hybrid ryegrass



500+ mm



4.8 – 8.0



Most soil types

- Very early flowering (-21 days)
- Very fast establishing
- Winter performance like an Italian
- Potential for persistence over 5 years+ (3 – 5 typical)
- Highly palatable, good clover companion
- Excellent option for autumn, winter and early spring feed
- Good heat tolerance
- A good choice where prairie grass may be considered
- Suited to over-sowing
- Endophyte free - no staggers.

Hybrid ryegrass 15 – 30 kg/ha

Lolium hybridum

Hybrid ryegrasses tend to fall between Italian and perennial ryegrasses in growth potential and persistence. They provide better winter production than perennial ryegrass and are best used in mild summer areas where they may persist for 2 – 5 years depending on the breeding and selection criteria.

Hybrid ryegrasses are generally produced by plant breeders crossing Italian ryegrass with perennial ryegrass. Plant breeding for this category may be directed towards either a high percentage of Italian (75% or more) or alternatively a high proportion of perennial parentage (75% or more). This results in a great range of hybrid types available, with varying levels of merit for longevity or performance.

Consider that well developed hybrid ryegrasses with 50% or more Italian parentage may offer one or two years' worth of extra longevity when compared to an Italian ryegrass under similar circumstances.

A hybrid developed with a high percentage of perennial parentage will likely persist for 3-5 years under suitable management and offer significantly more production in that time-frame where perennial pasture may not be desired or, perennial ryegrass typically fails to persist satisfactorily.

As hybrids are often used under intensive input/output production systems, good management and fertiliser practices need to be applied for best results. Take care to select the right category of hybrid ryegrass to meet expectations.

Forge 
3-5 year hybrid ryegrass



650+ mm 4.8 – 8.0 Most soil types

3-5 year pasture for highest productivity temperate systems

- Elite 75% perennial and 25% Italian genetics
- Use pattern sits between 2-3 year hybrids such as Shogun and perennials such as 4front
- Temperate higher rainfall zone (>700mm) or irrigation
- Mid-Late maturity (+11 days).

Highly recommended for ryegrass systems where perennials may be desired but rarely persist well enough.

Very late tetraploid **Shogun** NEA 2-3 year hybrid ryegrass



650+ mm

4.8 – 8.0

Most soil types

- A true break through in grass breeding
- Very late flowering (+26 days)
- Exceptionally high yield potential, matching the best Italian ryegrasses
- High winter growth and good summer production
- Excellent feed quality
- Grows like an Italian and persists for multiple years
- Ideal for over-sowing run-down pastures
- Suited to farm systems requiring exceptional autumn, winter and summer performance
- NEA endophyte: good insect tolerance, no staggers.

Very late tetraploid **Samurye** NEA12 2-3 year hybrid ryegrass



650+ mm


4.8 – 8.0

Most soil types

- Next jump up in productivity over Shogun and similar types
- Significantly improved autumn, winter and early spring feed – when it is needed most
- 4% total yield improvement over Shogun NEA
- Very late heading (+26 days): retains feed quality deeper into spring
- Ideal for rotational grazing and maximising yield potential
- Improved late spring quality and summer growth than earlier heading types
- Supports a high legume content through tetraploid palatability
- NEA12 endophyte:
 - Janthitrem producing endophyte – high level of pasture pest tolerance
 - Excellent for managing black beetle, Argentine stem weevil and root aphid
 - Dairy and beef cattle only.
- The highest Forage Value Index (FVI) ranking by Dairy Australia for 2025.

Italian and annual ryegrasses

Relative maturity (days)



Italian ryegrass 15 – 30 kg/ha

Lolium multiflorum

Italian ryegrass is used as a highly productive short term pasture option in areas with mild summers or where late season rains offer pasture growth into late spring and early summer. It is also well suited to over-sowing into run-down pastures and may be spring sown in areas where summer moisture is reliable. Some farming operations over-sow annually or biennially to maximise the benefits of strong cool season growth with late season quality. Italian ryegrasses are an excellent option for silage and hay production, often offering two or more cuts under ideal conditions.

Italian ryegrass can persist for 2 – 3 years in summer mild areas under irrigation or reliable summer rainfall. In summer dry areas it will continue to produce quality feed through spring and into summer, giving it an advantage over annual ryegrasses. Italian ryegrass should not be sown as part of a permanent pasture as it will compete with perennial species, then thin out over time out allowing weed ingress.

Barenbrug's Italian ryegrasses will not cause staggers.

Late diploid

Tempo

Italian ryegrass



500+ mm

4.8 – 8.0

Most soil types

- Leading overall autumn, winter and spring yield compared to industry standard varieties
- Very fast establishment
- Highly reliable – widely tested and consistent
- Grazing, silage, hay – all stock classes
- Highly suitable for oversowing
- #1 ranked Italian Ryegrass in the 2025 Dairy Australia (FVI).

Late tetraploid

Arise

Italian ryegrass



650+ mm



4.8 – 8.0



Most soil types

- New tetraploid Italian ryegrass
- High forage yield - even better than Aston
- Great all-season performance
- Fast establishment and high winter yield
- Good carry through to second year in favourable climates
- #1 ranked Tetraploid Italian Ryegrass in the February 2024 Dairy Australia Forage Value Index (FVI).

Late diploid

Hulk

Italian ryegrass



500+ mm



4.8 – 8.0



Most soil types

- Italian diploid ryegrass
- Developed in Australia
- Fast establishment with excellent winter – early spring yield
- Upright variety for high utilisation
- Continues to produce high quality, leafy feed through spring
- Holds leaves off the ground even as yield builds up
- Very suitable for oversowing.



Arise - Sheffield, TAS



Forge NEA - Yarram, VIC

Annual ryegrass 20 – 35 kg/ha

Lolium multiflorum, *L. westerwoldicum*

Annual ryegrasses are sown for a high quality short-term winter crop, providing multiple grazings in winter and spring. Hence annual ryegrass is generally used for a 6 – 9 month winter crop prior to sowing a summer crop, or to make the most of a growing season rainfall where late season rain is unreliable. Annual ryegrass exhibits the greatest winter growth potential of all the ryegrass types.

Including annual ryegrass when sowing a permanent pasture is not generally recommended. These tend to die out, allowing weeds to take over. They also establish rapidly and compete strongly with perennial species.

Annual ryegrasses are a good option for fast winter feed, silage and hay production. They may also be used as a quick over-sowing option to extend the life of a run-down pasture for an extra season. Companion species may include forage cereals and annual clovers.

Very late tetraploid

Hogan

Annual ryegrass



600+ mm

4.8 – 8.0

Most soil types

- Latest maturity annual available (+22 days)
- Very fast establishment for early grazing potential
- Excellent autumn/winter production plus strong late spring growth
- Good spring growth and rust resistance
- Good prospects for second cut or after-spring grazing
- Well suited to high production areas with good spring growth prospects
- High performing Tetraploid Annual Ryegrass in the 2025 Dairy Australia (FVI).

Late diploid

Fuze

Annual ryegrass



550+ mm



4.8 – 8.0



Most soil types

- New late flowering (+14 days) diploid annual ryegrass
- Quick to first grazing
- Good spring growth and rust resistance
- Excellent autumn/winter production plus strong late spring growth
- Densely tillered, fine leaves and an upright growth habit
- Excellent silage and hay qualities
- Highly adaptable across a diverse range of enterprises and environments
- #1 Ranked Diploid Annual Ryegrass in the 2024 Dairy Australia (FVI).

Mid-late tetraploid

Vortex

Annual ryegrass



500+ mm



4.8 – 8.0



Most soil types

- Mid – late flowering
- Excellent autumn, winter and early spring growth
- Good quality
- Ideal for fast, cool-season feed, silage and hay
- Good heat tolerance
- Replacement for Maximus and T-Rex.

Early-mid diploid

Grassmax™

Annual ryegrass



450+ mm



4.8 – 8.0



Most soil types

- Very early type for marginal ryegrass environments
- Vigorous winter growth – more productive than Tetila
- Good seedling establishment
- Ideal for winter grazing and silage/early hay production
- Fits well into winter ryegrass - summer forage crop systems.

Other Ryegrasses

Wimmera ryegrass

Lolium rigidum

Wimmera is still occasionally used as a hardy, cheap annual feed. It has the ability to set and regenerate seed readily and suits some areas with a short winter growing season. Wimmera is common in low rainfall areas with opportunistic pastures that are usually summer dry. Wimmera tends to be the main ryegrass weed found in cropping rotations and is the host of *Anguina* nematode that can lead to a livestock illness Annual Ryegrass Toxicosis (ARGT). Wimmera is rarely recommended for pastures in modern times.

Festulolium

x Festulolium

This term is loosely applied to varieties that are the result of crossing ryegrass with various types of fescue. In practice festulolium varieties are managed in the same manner as respective ryegrass types. Italian, hybrid and perennial analogues are available, however there is emerging evidence that the proportion of fescue component is relatively small and potential benefits seem at best marginal or indeed rarely manifest.



Ryegrass trial site

Phalaris

Phalaris 2 – 6 kg/ha

Phalaris aquatica

Phalaris is a deep-rooted, vigorous perennial that is best suited to heavier soils, but will produce well on a range of soil types. Early released varieties were most suited to neutral and alkaline soils, although newer varieties have been developed to produce well in more acidic conditions. Phalaris has some tolerance to salinity and is very tolerant of periods of waterlogging. It is relatively resistant to cockchafers and corbie grubs.

Establishing a perennial pasture based on phalaris will improve farm productivity compared to systems relying on annual grasses. Nitrogen produced by pasture legumes, usually grown with annual grasses, leaches down through the soil profile, taking nutrients with it, leaving acidic elements behind. The deep-rooted perennial nature of phalaris draws these nutrients back up to help prevent or slow down the onset of acidification. Another major benefit of the deep-root system of phalaris is it improves persistence and productivity under drought conditions.

There are two main groups:

- **Winter active:** summer dormant (to varying levels), more erect, more acid tolerant, suited to dryland sheep and cattle.
- **Winter dormant:** more prostrate, often denser crown, neutral pH, more suited to sheep, summer rainfall.

Phalaris has a small seed, reflected in the low sowing rate:

- 3 – 6 kg/ha (as only/main grass)
- 2 – 3 kg/ha (mixes with other grasses).

Typical companion species:

Sub-clover, white clover, strawberry clover, cocksfoot, fescue (and ryegrass if well proportioned and executed).

Winter active Holdfast GT

Phalaris



500+ mm

4.5 – 8.5

Most soil
types

- Winter active phalaris bred specifically for extreme grazing tolerance
- Holdfast GT exhibits excellent seedling vigour to aid successful establishment
- Selected for long term persistence under grazing (both set stocking and rotational grazing)
- Increased productivity over the life of the stand
- Lower levels of stagger causing alkaloids
- Its ability to grow in moderately acidic conditions increases its area of adaptation
- Grazing tolerant replacement for Holdfast.

Bred from Holdfast and other winter active varieties.

Once established, Holdfast GT may be set-stocked and will provide a productive long term stand.

Winter active Horizon

Phalaris



400-700
mm

4.8 – 7.5

Lt/med-
heavy

- New CSIRO-bred winter-active phalaris
- Strong summer dormancy
- Improved persistence in medium rainfall regions
- Exceptionally high winter growth and fast establishment (for phalaris)
- Replacement for Atlas PG
- Lower total alkaloids than Australian
- May be used in combination with Holdfast GT or Advanced AT to improve overall autumn and winter growth prospects.

Acid/Aluminium tolerant Advanced AT

Phalaris



450+ mm



3.9 – 8.5



Most soil
types

- Winter active phalaris with superior establishment and root penetration on acid soils, especially in tougher seasons
- Will tolerate pH CaCl_2 3.8 and Al^{3+} % of 20 – 50%, providing better production and persistence on these soils than other phalaris varieties, cocksfoots and perennial ryegrass, (CSIRO, 2007)
- Higher second year dry matter yield than Holdfast on acid soils (40 – 80% across all CSIRO trial sites) and higher than closest acid tolerant variety, Landmaster (36%)
- Suited to rotational grazing and improved fertility, regardless of soil acidity
- Best managed by rotational grazing
- Gives producers with high acidity soils a productive and persistent pasture option that has not been previously available
- Will increase productivity on highly acidic soils with aluminium content as well, although due to its broad breeding background will also produce well in soils of a pH above 4.0.



Holdfast GT - Howlong, NSW

Phalaris establishment and management

Grazing of a newly sown pasture should be avoided until plants have become established. Grazing prior to effective establishment can cause plants to be pulled out reducing the population and pasture performance. Once established, phalaris will tolerate periods of set-stocking, although more erect varieties will benefit from good rotational grazing systems. Many older phalaris varieties have high levels of alkaloids which can cause phalaris toxicity (phalaris staggers). New varieties contain lower alkaloid levels in the leaves and therefore provide a safer grazing alternative. However, in areas prone to phalaris toxicity plants should be grazed cautiously in the autumn and early winter.

Phalaris can be grown with other legume or grass species to help reduce the risk of illness in livestock. Phalaris toxicity can affect sheep that are grazing on fresh growth after breaking rains. Stock are at the greatest risk when grazing on short, frosted plants, which mainly occurs during the autumn or the early winter period. To counter the potential problem, cobalt bullets can be orally administered or by ensuring stock are not hungry when introduced to lush, green feed. The greatest risk to animals is when they are able to ingest a high level of herbage in a short period of time. Toxicity levels in the plant increases if plants are subject to stresses such as drought and frost.



Phalaris Grazing Trial - Barenbrug Research Farm, Howlong, NSW



Once stands are established it is recommended that the following be observed to maximise the benefits and persistence:

- Lime acid surface soils if CaCl_2 if needed/plausible, or use Advanced AT
- Apply superphosphate if Olsen P is 12 – 15ppm or less. Phalaris will respond well to higher P levels
- Graze winter active cultivars rotationally with 4 – 6 week spells in autumn-winter
- Do not graze too hard or too often after stem growth starts in spring, especially in a dry year
- Allow to produce seed heads in the first year, and at intervals in future years
- Flowering allows basal buds to be set for future growth
- Clean up stem residues in summer to increase clover germination and growth
- Set stock after late spring to utilise feed and open the sward for clover growth
- Avoid heavy grazing of new stems from summer regrowth.



Cocksfoot

Cocksfoot 2 – 4 kg/ha in a mix,
6 – 8 kg/ha as dominant grass

Dactylis glomerta

Cocksfoot is a tussocky, true perennial grass that suits lighter, well drained soils. It is the most acid-soil tolerant grass species and will often do well where many other grasses struggle to produce. Cocksfoot will also suit higher rainfall areas with free-draining, low pH soils e.g. granites and deep sands. It will perform best where reasonable fertility can be maintained and rotational grazing adopted, although cocksfoot pastures may be set-stocked for reasonable periods through spring if required. Cocksfoot does not contain any substances harmful to grazing animals.

Cocksfoot is slow to establish as the seed is small and light-weight. Cocksfoot is generally used in a wide range of rainfall areas from very low to very high, as a component in a pasture mix with clovers and other grasses. Higher sowing rates will result in the cocksfoot becoming dominant over time. It is generally used in extensive sheep and beef production, although there is scope for use within dairy systems.

Maintaining higher levels of soil fertility will help to increase production, persistence and feed quality. There are many varieties available, with some more noted for having a dense crown, and tolerant of drought and close grazing; others being less dense, more upright and better companions for clover. Cocksfoots are now available over a spectrum of summer dormancy, with the dry tolerant Summadorm at one end, summer active Safin at the other and the intermediate Howlong in between. Plant breeding has also taken place to select for fines leaves, leading to increased overall stock acceptance.

Cocksfoot can be very persistent and become the dominant pasture if not carefully managed. Levels of cocksfoot in the pasture mix should be monitored as animal performance may decline if it becomes the dominating species. It is suggested that cocksfoots are used in mixtures with other grasses such as ryegrass, phalaris or tall fescue. Other companion species include lucerne, white clover, red clover, strawberry clover and sub-clovers.

Summer active

Safin

Cocksfoot



600+ mm



4.0 – 8.0



Free drain-
ing

- Super fine leaved cocksfoot
- 40 – 50% higher tiller density than most other cocksfoots
- Increased early spring production with high total DM
- Suits lambing and calving patterns in medium rainfall dryland systems
- Reliable, palatable feed where summer rainfall is anticipated.

Intermediate

Howlong

Cocksfoot



400+ mm



4.0 – 8.0



Free drain-
ing

- Bred from Porto specifically for dry conditions and acid soils
- Improved autumn/winter growth
- Finer leaves and tillers than legacy varieties
- Less likely to form clumps
- High total yield and good autumn winter growth
- More compatible with other species
- Versatile, hardy all-rounder.

Summer dormant

Summadorm

Cocksfoot



400+ mm



4.0 – 8.0



Free drain-
ing

- Hardy, deep-rooted perennial grass that is well suited to dry conditions and acid soils
- Good seedling vigour and early growth
- Strongly Mediterranean type (summer dormant),
- Maximum herbage production is during the autumn, winter and early spring
- Excellent summer dormancy compared to other Mediterranean types
- Replaces applications for Kasbah.

Cocksfoot grazing management

Plants will benefit from light grazing during the first 6 – 8 months after an autumn sowing, provided the root system has developed adequately.

Light rotational grazing will encourage root development and allows it to compete with any legume which may have been sown as a companion species. If sowing with ryegrass, reduce the ryegrass sowing rate, and manage new pastures to ensure the cocksfoot can establish effectively. This may involve one or two initial on-off grazings with close monitoring.

In summer dry areas, avoid over-grazing during the spring/summer period. If grazing with sheep, extra care must be taken through dry periods as they can damage young and established crowns due to cocksfoot's erect growth habit. Poor management will lead to reduced plant numbers and persistence.

Cocksfoot pastures grazed with sheep should be rotated frequently so as not to allow the sheep to continually graze close to the crown. Over grazing during this period, in combination with moisture stress, can cause the stand to thin out significantly and allow weed invasion. This is particularly the case for summer-dormant (Mediterranean) types such as Summadorm.

Intermediate types such as Howlong and Porto, due to moderate capacity for summer growth, will require some level of summer grazing pressure to be applied. If this is not done, plants may become tall and rank as the autumn period approaches, thus reducing the quality of the overall pasture.

Summer active types such as Safin are available to offer productivity in lower fertility areas subject to summer rain or complemented by irrigation. Safin may be readily grazed as part of a mixed pasture in a summer active sward.

Tall fescue

Tall fescue 10 – 15 kg/ha


Festuca arundinacea

Tall fescue is a very deep rooted, true perennial that is adapted to a wide range of conditions and soil types. It will cope well with waterlogging and has a degree of salt tolerance. Generally, a pH of 5.2 or higher is needed for best long-term results, and it will respond to improved fertility. It will do best under medium to high rainfall or irrigation, although Mediterranean types will persist in summer dry areas. Tall fescue is very slow to establish, and care must be taken not to have it selectively grazed out of mixed stands in the first year. It is a good species to use as a pasture base to companion cocksfoot, phalaris and clovers. Stock acceptance may be slow initially when introduced from ryegrass pastures. Suits all stock classes.

There are two fairly distinct sub-groups:

Mediterranean: Mediterranean cool season (winter) active tall fescue is summer semi-dormant to dormant, giving improved persistence in summer dry regions. It is faster establishing than summer active tall fescue and has strong winter and spring production and fine leaves, maintaining better feed quality. It suits dryland, lighter soils and slopes.

Continental: Continental summer active tall fescue is a perennial grass more tolerant of hot summer, poorly drained and saline conditions than perennial ryegrass. These types are often sown under flood irrigation where high summer temperatures limit ryegrass growth or where summer rainfall is expected. It performs best on heavier soils, where its deeper root system can access more soil moisture than ryegrass.



Prosper - Taree, NSW

Summer active

Fortune

Tall fescue



500+ mm

4.5 – 8.0

Most
soils

- Bred for improved survival under hot and dry conditions
- Superior persistence and yield compared to alternative leading tall fescue varieties
- Strong seedling vigour leading to successful establishment
- Densely tillered, fine leafy growth with good stock acceptance
- Later heading offering improved feed quality
- Excellent yield in the shoulder seasons of early spring and autumn, and exceptional winter yields for a summer active type
- Suitable for all classes of livestock, with softer leaves than older varieties
- Nil endophyte - safe for all stock classes.

Winter active

Prosper

Tall fescue



450+ mm

4.0 – 8.0

Most
soils

- Winter active forage tall fescue
- Fast establishing
- Truly summer dormant, excellent cool season growth
- Erect growth habit, with fine, soft leaves
- Rust resistant and is suited to summer dry environments
- Persistent and good legume companion
- Nil endophyte safe: for all stock classes.

Brome grasses

This group of several distinct species is large-seeded and varies from short-term to perennial in nature. They are mostly used on well-drained soil types of moderate fertility.

Brome grasses are often sown as a sole stand, but are also frequently used in combination with cocksfoot, phalaris or tall fescue. One of the key attractions is that bromes contain no endophyte and do not create animal health concerns such as ryegrass staggers or phalaris toxicity. They remain nutritious and palatable when used as standing feed in summer. With inclusion of clovers, brome grass pastures are productive and useful for many stock classes.

Pasture brome 10 – 30 kg/ha

Bromus valdivianus

Pasture brome tolerates harder grazing than prairie grass and is suited to summer dry, well drained soils. It is more perennial in nature than prairie grass, and can be rotationally grazed or set stocked. It requires neutral pH, good drainage and reasonable fertility. In many respects pasture brome offers the grazing flexibility of prairie grass together with the persistence of a grazing brome. It is later heading than other brome grasses and offers higher quality feed over a longer period in the spring. Used in medium rainfall areas for longer-term mixed grazing.

Hardy perennial

Bareno

Pasture brome



550+ mm



5.4 – 8.0



Light to medium

- Standout permanent pasture for summer dry, free draining soils
- Smaller seed size than most other brome options – lower sowing rates per hectare
- Highly palatable, more persistent than other prairie grasses
- Can be rotationally grazed or set-stocked, flowers 19 days later than Gala, with better late spring quality and summer growth
- Supports a high legume content
- Improved summer yield and quality where prairie grass
- Endophyte free.

Prairie grass 20-30 kg/ha

Bromus willdenowii

Prairie grasses are either annual or short-lived perennial brome grasses that offer excellent cool/winter season growth. Prolific re-seeders, they can be managed to create a more-or-less permanent stand, but often best used when a 2 – 3 year pasture phase is required.

Coloured brome 20-30kg/ha

Bromus coloratus

Coloured brome is a longer-lived brome grass suitable for medium rainfall areas with moderate-good fertility. It offers reasonable quality forage and is predominantly summer active.

Grazing brome 25-40 kg/ha

Bromus stamineus

Grazing brome tolerates harder grazing than prairie grass. It is perennial in nature, and needs a neutral pH, good fertility, good drainage and close grazing management for best performance. As it is slow to establish and requires close management, it is best sown as a sole grass.



Bareno - Northern Tas, TAS

Other temperate grasses

Timothy 5 – 10 kg/ha

Phleum pratense

Timothy is a perennial species that has application as a specialty summer pasture in temperate, mild summer, high rainfall areas (>850mm). It also makes high quality hay, well regarded by many horse enthusiasts. Timothy competes quite poorly with other grasses, grows little in cold winters, and rarely persists under most typical grazing systems. Seed may be difficult to obtain in Australia as there are few systems or environments where Timothy will thrive, demand is relatively small and seed supply is intermittent.

Tall wheat grass 10 – 15 kg/ha

Thinopyrum ponticum

Tall wheat grass is used in salty, wet areas for long-term management of salinity issues. It is often used to help prevent erosion in salt-affected areas and lower the water table. It has a reasonably large seed, but will grow into a large crowned-plant, so the sowing rate is more modest as a result. It can only offer fair quality feed, although can be useful sown in a mixed sward with other salt-tolerant species such as phalaris, tall fescue, sub-clover and strawberry clover. Best grazed in mid-late autumn after it has been growing and working through the spring and summer. It will be stalky and probably in seed-head, but the main purpose is to manage the salt and local water table issues.

Puccinellia 5 – 10 kg/ha

Puccinellia ciliata

Similar in use to tall wheat grass, puccinellia is a perennial grass used for salt affected areas. It will however tend to perform like an annual and dry off in hot summer conditions. It is less vigorous than tall wheat grass, and more difficult to establish, but probably offers higher quality and more palatable feed. Best sown in autumn and will be productive in autumn and spring. Mostly used in medium-low rainfall extensive sheep production.





Temperate pasture legumes

**Grow with
Confidence**



Temperate pasture legumes

Pasture legumes are a cornerstone of most pasture systems and many cropping programs. This group of species includes perennial plants such as white, red and strawberry clover, and annual or short-lived species such as sub-clovers, aerial-seeded annual clovers, vetches and lucerne. Other species such as lotus, serradella and biserrula are also important in some temperate regions. Many temperate species transfer well into the sub-tropics although there are particular species that are developed for the warm-wet north including burgundy bean, cow pea and stylo.

Legumes are typically used in combination with grass and other species as part of a long-term pasture or a specialty forage, to provide nitrogen fixation, improved pasture feed quality and diversity of species for resilience. In some cases, clovers, vetches, lucerne or tropical legumes may be used as a specialty stand-alone crop for specific outcomes such as high-quality fodder, a break crop or simply as the best way to utilise a particular site.

Species and variety selection are important, and sowing rates will vary depending on the situation. Sowing legumes with the correct grasses is a further vital consideration. Often a mixture of two or three pasture legumes will offer the best outcome. AgriCOTE treated seed contains the correct rhizobium strain as well as important trace elements and vital seedling protection.

For sowing a pure stand of legume, typically multiply sowing rates described here by 2 – 3 times.





White clover

White clover 2 – 5 kg/ha (in a mix)

Trifolium repens

White clover is productive and persistent under a wide range of management systems and has a high feed value. Its ability to fix atmospheric nitrogen makes a substantial contribution to the growth of companion grasses. White clover will grow over a wide range of soil and fertility conditions although a pH of 5.4 or higher with reasonable phosphorus levels is required for good results. It has poor tolerance of drought conditions and is best suited to medium-high rainfall or irrigation, where it will respond well to spring and summer moisture.

White clover has relatively little winter growth, is slower to grow in the early spring than ryegrass and is susceptible to shading. Spring management aimed at keeping pastures short and leafy is therefore important to maintain good clover content and to capitalise on its good growth potential and feed value in summer.

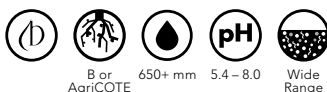
Larger leaf size generally means fewer stolons, but higher potential yield. A high stolon density and smaller leaf size confers better tolerance to adverse conditions, such as drought, pests, close grazing or pugging. It's important to select the right clover for the situation based on these attributes. Small-medium leaf size varieties will offer better persistence and often greater nitrogen fixation under sheep and extensive beef enterprises, whereas the larger leaf varieties are better suited to dairy and beef operations with good rotational grazing. It is often useful to use a smaller and a larger variety in a pasture blend.



Large leaf

Storm

White clover

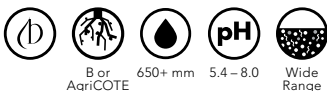


- Australian bred white clover
- Tall plant that can aggressively compete in a mixed sward with ryegrass
- Excellent seedling vigour and is quick to establish with very high yield potential across all seasons
- Stolon density of Storm is high compared to other large leaf types
- Persistent under cutting and remains dense
- High production in winter and summer.

Medium leaf

Weka

White clover



- Medium leaved white clover suited to all grazing systems
- Good growth in all seasons, particularly through autumn and winter
- High stolon growing point density
- High tolerance to clover root weevil
- Good growth in all seasons
- Sow in pasture mixes at 2 – 4kg/ha.



Red clover

Red clover 3 – 6 kg/ha (in a mix)

Trifolium pratense

Red clover is a tap rooted, short-lived (2 – 5 year) perennial legume with high feed value. It has good summer growth and some drought tolerance, but little winter growth. It performs best on free draining soils under moderate stocking rates, long summer grazing rotations or hay production. Under high stocking rates or quick rotations its persistence is reduced. Summer moisture is required for best results. Red clover is commonly sown as a component of a permanent pasture, to boost late spring and summer growth and feed quality. It is often used as a specialist stand for hay or silage.

Red clovers contain phytoestrogens so care should be taken if feeding to breeding stock during mating (this mainly applies in the late summer and autumn periods when red clover is growing well). Phytoestrogen levels vary between red clover varieties.

Large-medium leaf

Morrow

Red clover



B or AgriCOTE



650+ mm



5.4 – 8.0



Wide Range

- High yield with improved persistence under grazing
- Ideal late spring and summer finishing feed
- Versatility for grazing, hay or silage
- Adds significantly to hay and silage quality
- Suitable for all farm types in higher rainfall areas.



Morrow - VIC

Other perennial clovers

Strawberry clover 1 – 3 kg/ha (in a mix)

Trifolium fragiferum

Strawberry clover is very successful in areas where a long term, hardy pasture is required. It is especially useful in developed swamp country where soil types and drainage vary across a paddock. This is a true perennial clover that tolerates waterlogging and drought, and is suitable for neutral to alkaline soils, although it will survive in more acidic conditions. Strawberry clover is often used in slightly saline areas, as it is more salt tolerant than white clover and most sub-clovers. It is quite slow to establish, but will form a large crown in 2 – 3 years, and can become the dominant legume in a pasture sward. It is often used in extensive grazing areas as a component in ryegrass, tall fescue or phalaris pasture. It is very tolerant of close grazing by sheep and extensive beef once established.

Caucasian clover 3 – 5 kg/ha (in a mix)

Trifolium ambiguum

Caucasian clover can be a very persistent perennial clover, although the right type needs to be selected for conditions as there are great variations in growth habit and climatic suitability. It is generally better suited to elevated, medium to high rainfall areas with slightly acidic to neutral pH soils. It has a strong underground root system, and once established will grow well and persist under close grazing. Caucasian clover can be a useful component in a long-term cocksfoot or phalaris pasture, particularly in elevated areas under mixed sheep and beef grazing where summer rains are common.

Alsike clover 2 – 5 kg/ha

Trifolium hybridum

Alsike is a short-lived perennial clover that can be used in a similar fashion to red clover with the added feature of being able to tolerate and thrive in more acidic as well as alkaline conditions. It is very waterlogging tolerant. It has been widely used as an ideal pioneer plant, although is very productive in its own right. Like red clover, Alsike is an upright plant and can be used for making quality hay. It has been reported to produce photosensitivity in sunny conditions and may cause bloat. Over time it may not persist as fertility increases and more vigorous varieties start to dominate the pasture.



Sub clovers, annual clovers and medics maturity dates



Sub-clovers

Subterranean clover

Trifolium subterraneum spp.

Sub-clovers are one of the most widely used multi-purpose pasture legumes used to supply high feed quality and enhance soil health. The term sub-clover refers to a group of three species:

ssp subterraneum: Black seeded, acidic (4.5) – neutral soils, most soil textures, low-medium rainfall

6 – 10 kg/ha (in a mix)

ssp yanninicum: White seeded, acidic – neutral pH, medium-heavy soils, medium rainfall

6 – 10 kg/ha (in a mix)

ssp brachycalycinum: Mildly acidic (4.8) – alkaline soils, medium-heavy soils, medium rainfall

8 – 12 kg/ha (in a mix).

The features mentioned above will vary between varieties.

Sub-clovers can contain varying levels of phytoestrogens that may affect fertility in sheep, although more recent varieties generally have lower levels. Sub-clover can cause bloat.

They are usually quite susceptible to RLEM; monitoring and control is needed for best performance.

Seeds are relatively large and sowing rates need to be 2 or 3 times higher than most other clovers in order to reach a similar plant density. Sub-clovers are annuals and self-seeding and re-generation is required for contributing to perennial swards. Once a pasture has been established with sub-clover, a couple of years of re-seeding and a proportion of hard seeds, will help create a seed bank to back-up the occasional failed season.

Sub-clovers have been developed for varying rainfall and flowering dates. It is highly recommended to sow at least two varieties with differing flowering dates, so as to allow for a spread of flowering and seed-set as frosts, drought, grazing, pests and herbicides may reduce seed set or cause failure. In areas with an early spring, it is suggested to sow an early and a mid-flowering type. In later areas, sow a mid-maturing and a late variety. Levels of hard-seed will vary between cultivars, although most varieties have at least some hard seed component.



Early season sub

Losa

ssp. subterraneum



C or
AgriCOTE



350+ mm



4.5 – 7.0



Wide
range

- Early season maturity – 97 days to flowering (Perth)
- More productive replacement for Dalkeith and Daliak
- Much improved early vigour
- High hard seeds (30%) for good regeneration and persistence
- Very leafy variety forming a dense and erect stand
- Suited to lower rainfall areas and cropping rotations.

Mid season sub

Campeda

ssp. subterraneum



C or
AgriCOTE



475+ mm



4.5 – 8.0



Wide
range

- Mid season maturity – 123 days to flowering (Perth)
- Greater winter vigour and growth than Woogenellup
- Higher total herbage production and disease tolerance
- Much higher level of hard seeds (29%)
- Increased disease resistance
- High total seed yield and excellent regeneration
- Replacement for Goulburn and Woogenellup
- Alternative for Seaton Park.

Late season sub

Denmark

ssp. subterraneum



C or
AgriCOTE



550+ mm



4.5 – 8.0



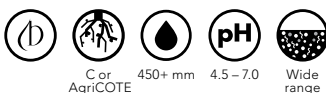
Wide
range

- Late season maturity – 144 days to flowering (Perth)
- Replacement for Karridale and Mount Barker
- Greater full season dry matter production
- Resistance to clover scorch and root rot
- One of the few subs that can continue to grow after flowering
- Highly productive high rainfall/irrigation option.

Mid-season yanni

Monti

ssp. yanninicum




- Flowers earlier than Trikkala and Gosse
- Produces excellent early winter growth
- Excellent adaptation to the shorter growing seasons experienced over the last decade
- Produces excellent seed yields and regenerates reliably
- Has better tolerance to phytophthora root rot and clover scorch than Trikkala
- Well suited to areas receiving an annual rainfall of more than 450mm and prone to waterlogging.

Mid-late yanni

Gosse

ssp. yanninicum

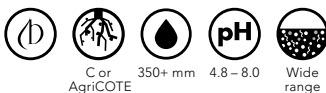


- Mid season maturity – 126 days to flowering (Perth)
- More productive replacement for Trikkala
- Much greater seedling vigour than Trikkala
- Improved growth in both winter and spring
- Higher level of hard seed (25%) more than Trikkala
- Improved resistance to clover scorch and root rot
- Excellence forage for grazing, hay or silage.

Early brachy

Mawson

ssp. brachycalycinum



- Early 88 days to flower sub-clover bred in Australia by SARDI
- Suitable for a long-term permanent pasture in shorter growing season environments
- Excellent long-term persistence
- Suited to both alkaline and mildly acidic soil types
- Higher levels of hard seed (43%)
- Improved seed yield over similar maturity varieties
- Excellent seed burial (65%).



New release in 2027

Mid-season brachy

Marshall

ssp. brachycalycinum



C or
AgriCOTE

400+ mm

4.8 – 8.0

Wide
range

- Latest release in a new family brachy sub clover developed for lower pH soils.
- Will replace all applications for Mintaro sub clover.
- Up to 24% total yield improvement over Clare and 19% over Mintaro
- Improved early vigour, cool season yield and spring forage yield.
- Seed hardness in ideal range for guarding against false breaks and reliable re-generation
- Improved seed burial to establish soil seed-bank
- Mid-maturity to suit a wide range of applications and partnering with other sub varieties.

Mid-season brachy

Mintaro

ssp. brachycalycinum



C or
AgriCOTE

400+ mm

4.8 – 8.0

Wide
range

- Mid season maturity – 114 days to flowering (SA)
- Setting a new standard in mid maturity sub-clover
- Extremely vigorous establishment and winter growth
- High hard seed (45%) and very good regeneration
- Large leaved, upright very productive variety
- Particularly well suited to mildly acidic to alkaline soils.

Late-season brachy

Antas

ssp. brachycalycinum



C or
AgriCOTE

500+ mm

4.8 – 8.0

Wide
range

- Highest forage yield potential of all sub clovers
- Large leaves and excellent feed qualities
- Good hard seed levels (26%) to protect against false breaks / failed springs
- Improved disease resistance compared to Clare types
- First class option for hay, silage or break-cropping in medium rainfall areas.

Annual clovers

Annual clover offers a range of grazing, hay and silage options with multiple benefits including nitrogen fixation, weed control rotations and disease breaks. The addition of annual clovers to grass or hay mixes can increase feed quality, protein of feed and provide nitrogen for subsequent grass or cereal to grow.

Paddock and grazing management

Annual clovers are suited to rotational grazing. When used in a mixed sward, graze to manage grass but ensure animals do not re-graze areas, as this will greatly affect the recovery of annual clover. In pure stands, avoid grazing in the middle of winter. Don't graze below 5 – 8cm to allow maximum recovery. Avoid pugging.

In general, the growth period between grazing will be around 50 – 60 days in winter and 30 – 40 days in spring. These clovers are generally annual options only, however hard seeded varieties (e.g. balansa) can be locked up just prior to flower initiation. They will then flower and set seed, and providing there is initial dry matter, graze hard prior to the autumn break to allow maximum germination.

Monitor stock – especially relating to issues such as bloat and excess protein. Certain weather conditions, lack of fibre and other energy sources can cause some stock health issues. Remove stock during such times. Allow access to good quality water.





Balansa clover 2 – 5 kg/ha (in a mix)

Trifolium michelianum

Annual legume for medium rainfall areas that suits most soils of acid - neutral pH. Tolerates mild salinity and some waterlogging. Suitable for grazing and fodder conservation with fair winter growth. It is very early flowering and seed set can be affected by spring frosts. Often used as part of a high density legume mix as the earliest flowering component. Also useful as an alternative to sub-clover in perennial pastures, or to add bulk and quality to annual and Italian ryegrass hay crops. Regenerates by re-seeding. Hard-seeded.

Late maturing

Vista

Balansa clover



C or AgriCOTE

450+ mm

4.5 – 8.0

Wide range

- Late season maturity – approximately 130 days
- Superior spring/early summer growth
- Tolerates waterlogging and mild soil salinity
- Highly tolerant to clover scorch
- Well suited for annual/short term ryegrass mixes
- High quality hay or standing feed
- High hard seed levels aid regeneration
- Replaces and supersedes Bolta and Paradana.



Vista

Persian clover 2 – 5 kg/ha (in a mix)

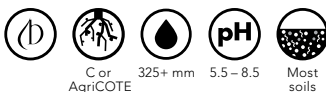
Trifolium respunitum spp. *majus*,
T. resupinatum spp. *resupinatum*

Annual legume for medium rainfall areas that suits most soils of neutral-moderately alkaline pH. Tolerates mild salinity and some waterlogging. Suitable for grazing and fodder conservation with fair-good winter growth. Also useful as an alternative to sub-clover in perennial pastures, or to add bulk and quality to annual and Italian ryegrass hay crops. Regenerates by re-seeding. Hard-seeded (ssp. *resupinatum*) and soft-seeded varieties (ssp. *majus*) available.

Hard seeded

Nitro Plus

Persian clover



- Early-mid season maturity – as early as 68 days to flowering
- Prostrate-semi-prostrate self-regenerating annual clover
- Average 114 days to flowering
- High hard seed level – excellent regeneration
- Tolerates waterlogging and mild soil salinity
- Resistant to clover scorch and phytophthora root rot
- Suitable for haymaking and grazing
- Excellent cereal rotation legume
- Supersedes Kyambro.





Mid maturity, soft seeded

Lightning

Persian clover



C or
AgriCOTE



400+ mm



5.5 – 8.5



Most soil
types

- Mid season maturity – about 145 days to flowering
- Vigorous, erect to semi-erect annual clover
- Establishes quickly from a later sowing
- Tolerates waterlogging and mild soil salinity
- Forage/fodder cropping/high density legumes or annual mixes
- Can be sown with oats or short-term ryegrass.

Late maturity, soft seeded

Laser

Persian clover



C or
AgriCOTE



500+ mm



5.5 – 8.0



Wide
range

- Late season Persian – approximately 165 days to flowering
- Well suited to irrigation and summer rainfall
- Suitable for multiple grazing and hay cuts
- Used for fodder cropping and HDL mixes
- Improved rust resistance compared to Maral/Shaftal
- Superior feed quality compared to Maral/Shaftal
- Suitable for mixes with short term ryegrass
- Typically 20 – 30% more yield than Shaftal.

New release in 2026

Late maturity, soft seeded

Lumen

Persian clover



C or
AgriCOTE



500+ mm



5.5 – 8.0



Wide
range

- First release from Barenbrug Persian clover program
- Late maturity to replace Laser and all applications for Shaftal types.
- Initial years of trialling indicate 5% dry-matter yield improvement over Laser and Turbo.
- Improved seedling vigour and establishment
- Yield increases spread through all seasons from late autumn to late spring.

Arrowleaf clover 2 – 5 kg/ha (in a mix)

Trifolium vesiculosum

Annual legume for medium rainfall areas that suits well-drained soils of acid-neutral pH and tolerates mild salinity. Suitable for grazing and fodder conservation with fair winter growth. It is very late flowering and seed set can be affected by drought. Often used as part of a high-density legume mix as the latest flowering component. It is also useful as an alternative to sub-clover in perennial pastures, or to add bulk and quality to annual and Italian ryegrass hay crops. Not known to cause bloat. Regenerates by re-seeding. Hard-seeded.

Very hard seeded

Zulu II

Arrowleaf clover



C or
AgriCOTE



400+ mm



4.5 – 7.5



Well
drained

- Approximately 130 days to flowering
- Excellent tolerance to acid soils
- Excellent spring and early summer growth
- Well adapted to loamy and deep acidic sandy soils
- Deep taproot which can increase growth in drier seasons
- High level of hard seed ensures good regeneration
- Not known to cause bloat.



Other annual clovers

Berseem clover 2 – 5 kg/ha (in a mix)

Trifolium alexandrinum

Annual legume for medium-high rainfall areas that suits medium-heavy soils of neutral - moderately alkaline pH. Suitable for grazing and fodder conservation with reasonable winter growth. Can be affected by frosts. Often used as part of a high density legume mix and can produce multiple hay cuts. Regenerates by re-seeding. Soft-seeded.

Crimson clover 2 – 5 kg/ha (in a mix)

Trifolium incarnatum

Low pH tolerant annual for medium rainfall areas with well drained soils. Suitable for grazing and fodder conservation with reasonable winter growth. Traditionally used as a pioneer plant on acid soils of limited fertility. Regenerates by re-seeding. Soft-seeded.

Rose clover 2 – 5 kg/ha (in a mix)

Trifolium hirtum

Early flowering annual legume that suits hard-setting acidic soils in low rainfall areas. Often used as a pioneer plant where early flowering and seed set is useful. It is not very productive or persistent over the longer period, but can do a job where sub-clovers and many medics struggle. Regenerates by re-seeding. Hard-seeded.

Gland clover 1 – 3 kg/ha (in a mix)

Trifolium glanduliferum

Low pH tolerant annual for low rainfall areas in extensive grazing operations. Regenerates by re-seeding. Typically very hard-seeded.

Bladder clover 2 – 4 kg/ha (in a mix)

Trifolium spumosum

Upright annual legume for low-medium rainfall areas with soils of mildly acidic - mildly alkaline pH. Suits well drained soils and is intolerant of waterlogging or salinity. Requires careful management during flowering to allow sufficient seed-set for regeneration. May contribute to bloat in certain conditions. Regenerates by re-seeding. Hard seeded.

Medics

Annual medics are well suited to semi-arid agricultural zones, annual medics (*Medicago* spp.) are often used to provide high quality feed for livestock. They also improve soil fertility through nitrogen fixation and act as a disease break for various cereal root pathogens. These self-regenerating pasture species have relatively high levels of hard seeds. This enables them to persist through cropping phases and regenerate in subsequent years as pasture. In an exciting recent development, Barenbrug has released varieties that have tolerance to residual SU (Group 2 sulfonylurea) herbicides, which are commonly used in areas normally suited to medics.

Burr medic 2 – 4 kg/ha (in a mix)


Medicago polymorpha

Annual forage legume that suits heavier soils of neutral to alkaline pH range. Suits low-very low rainfall extensive grazing/cropping areas. Good for cereal/pasture rotations that have longer pasture phase. Can tolerate some waterlogging. Regenerates by reseeding. Higher level of soft seeds than strand or barrel medics.

Early-mid maturing

Scimitar

Spineless burr medic



- Early to mid season – approximately 90 days to flowering
- Erect growth habit with high herbage and seed production
- Maturity is seven days later than Santiago
- Adaptable variety which grows on wide range of soils
- High percentage of soft seed (24%) – Santiago (8.5%)
- Excellent ley farming option with denser regeneration
- Increased salinity tolerance over other medics
- Improved waterlogging tolerance.



Barrel medic 2 – 4 kg/ha (in a mix)

Medicago truncatula

Annual forage legume that suits neutral to alkaline pH range. Suits low-moderate rainfall extensive grazing areas. Good for cereal/pasture rotations. Regenerates by re-seeding. Typically very hard-seeded.

Early maturing

Sultan-SU

SU tolerant barrel medic



AM or AgriCOTE

275+ mm

5.5 – 8.5

Loam-clay

- Approximately 70 days to flowering
- Excellent tolerance to acid soils
- Excellent spring and early summer growth
- Well adapted to loamy and deep acidic sandy soils
- Deep taproot which can increase growth in drier seasons
- High level of hard seed ensures good regeneration
- Not known to cause bloat.

Mid-late maturing

Jester-SU

SU tolerant barrel medic



AM or AgriCOTE

350+ mm

5.5 – 8.5

Loam-clay

- Mid-season (110 days to flowering)
- SU (sulfonylurea) residue tolerant
- Hard seeded barrel medic
- Similar flowering time to Jester
- Good aphid resistance (BGA & SAA)
- Comparable disease tolerance to Jester
- Australian bred.

Other medics

Strand medic 2 – 4 kg/ha (in a mix)

Medicago littoralis

Annual forage legume that suits sandy/loamy soils in the neutral to alkaline pH range. Suits low-very low rainfall extensive grazing areas. Good for cereal/pasture rotations. Regenerates by re-seeding. Typically very hard-seeded.

Disc medic 2 – 4 kg/ha (in a mix)

Medicago tornata

Annual forage legume that suits sandy/loamy soils in the neutral to alkaline pH range. Suits low-medium rainfall extensive grazing/cropping areas. Good for cereal/ pasture rotations. Regenerates by re-seeding. Typically very hard-seeded.

Sphere medic 2 – 4 kg/ha (in a mix)

Medicago sphaerocarpus

Annual forage legume that suits acidic medium to heavy soil, but intolerant of waterlogging. Will grow in a wide pH range from about 5 to 8. Suits low - very low rainfall extensive grazing/cropping areas with unreliable rainfall and varying soil types. Regenerates by re-seeding.

Gama medic 2 – 4 kg/ha (in a mix)

Medicago rugosa

Annual forage legume that suits heavier alkaline soils. Suits low-very low rainfall extensive grazing/cropping areas with unreliable rainfall and varying soil types. Upright growth habit is useful for an early hay crop. Regenerates by re-seeding.

Snail medic 2 – 4 kg/ha (in a mix)

Medicago scutellata

Annual forage legume that suits heavier soils with a neutral to alkaline pH range. Suits low-moderate rainfall extensive grazing/cropping areas. Good for cereal/ pasture rotations. Regenerates by re-seeding; soil disturbance often needed to obtain a good strike. Large seed pods are easily grazed by sheep.



Other pasture legumes

Sulla 8 – 12 kg/ha

Hedysarum coronarium

High-yield, short-lived (2 – 3 year) perennial crop for grazing, fodder and honey production. It contains condensed tannins which negate the threat of bloat. Sulla suits areas with relatively mild winters, although will tolerate some light frosts. Plant survival into later years will be greater in areas with cooler milder summers, such as southern mainland Australia, coastal areas and Tasmania. Soils need to be free draining, with reasonable-good fertility and a pH greater than 5.8 (CaCl₂).

Lotus (Greater lotus/Big trefoil) 1 – 3 kg/ha (in a mix)

Lotus pedunculatus

Lower pH tolerant, deep rooted perennial legume for low rainfall areas. Will also suit marshy ground and reclaimed swamp areas. Tolerant of red legged earth mites. Non-bloating and highly palatable except when in flower.

Lotus (Birdsfoot trefoil) 2 – 5 kg/ha (in a mix)

Lotus corniculatus

Summer active, perennial pasture legume that suits medium rainfall, frost-free areas unsuitable for lucerne. Will grow well in acidic soils and low phosphorus levels, although will respond to improved fertility. Not as tolerant to waterlogging as greater lotus. Often used in sandy coastal areas or wet hilly country as a pioneer plant. Slow to establish, does not tolerate continuous heavy grazing or hot summers. Non-bloating. Good companion for phalaris or tall fescue. Regenerates only from seed. Best sown in spring to avoid frost during establishment.

Messina 5 – 10 kg/ha

Melilotus siculus

Messina is used in saline, winter-wet sites where other legumes may struggle or not survive. It is suited to mildly acidic to moderately alkaline soils in low-medium rainfall zones. Messina may grow to around 80cm high and has similar feed vales to annual and sub-clovers. It is aerial-seeding annual legume with moderate levels of hard seed.

Serradella 3 – 6 kg/ha (in a mix)

Ornithopus spp.

Acid, aluminium tolerant annual legume that suits well drained sandy soils. Suitable for grazing and hay production in low rainfall areas. Non-bloating. Tolerates red legged earth mites. Regenerates by reseeding, seed hardness depends on the species:

French (pink) Serradella:

High levels of soft seeds, prostrate growth habit

Yellow Serradella:

Mostly hard-seeded, more upright growth, most persistent

Hybrids:

Intermediate level of hard seeds, intermediate growth habit.

Biserrula 4 – 6 kg/ha (in a mix)

Biserrula pelecinus

Low pH tolerant, deep rooted annual legume for low rainfall areas. Tolerant of red legged earth mites. Needs to re-generate from re-seeding each year. Varying levels of hard-seed depending on the variety.





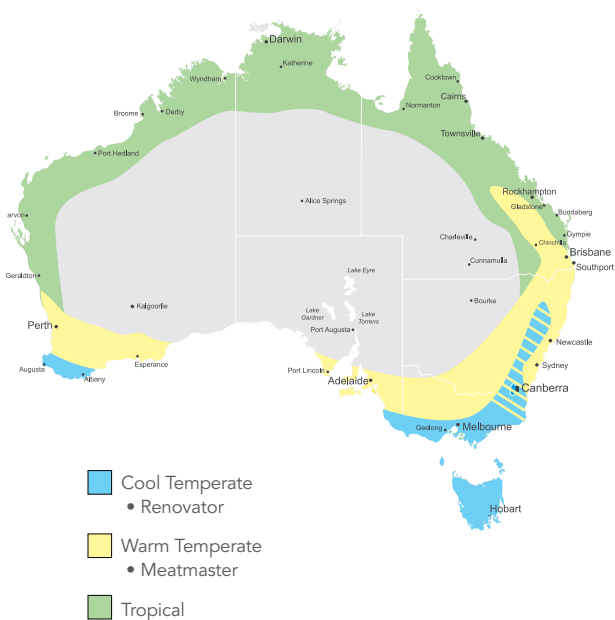
Temperate pasture blends and mixes

**Grow with
Confidence**



Premium pasture blends

Premium seed blends formulated using Barenbrug's strong agronomic, technical and research advantage. The blends are designed using only the highest quality seed and are 'ready to sow' providing livestock farmers with the best possible pasture outcomes.



Tropical Meatmaster blends are described on pp 156 – 161.

Key to following pages:

- D** Dairy
- B** Beef production
- L** Lamb production
- W** Wool and general sheep production
- E** Equine – horses, ponies etc
- F** Fodder production – silage and hay
- C** Cropping break option
- I** Irrigation very suitable

Renovator guide

For cool-temperate southern Australia

	Purpose	Stock / Use Pattern	Premium Pasture Blend	Page
Perennial Pasture	High Performance Perennial Pasture	Dairy, Beef, Lamb	Renovator HR	78
	Performance, Tougher Sites	Dairy, Beef, Lamb	Renovator 850i	78
	Performance, Summer Dry	Dryland Dairy, Beef, Lamb	Renovator 700	79
	Ryegrass Pasture, Summer Dry	Beef, Sheep	Renovator Grazier	80
	Ryegrasses Only, Summer Dry	Beef, Sheep	Renovator Duo	80
	Extensive Systems, Summer Moisture	Beef, Sheep, Equine	Renovator 500+	82
	Extensive Systems, Summer Dry	Beef, Sheep, Equine	Renovator GT	81
	Ryegrass Free Perennial Pasture	Equine / general	Hardy Horse Blend	85
	Low Maintenance Perennial Pasture	Equine / general	Renovator Equine	85
Multi-year Highest Quality Feed	Performance Ryegrass, 4-5 Yrs	Dairy, Beef, Lamb	Renovator Elite	79
	Chicory & Clover Finishing Mix	Dairy, Beef, Lamb	Renovator ME Plus	83
Seasonal Fast-feed & fodder	Winter Feed, Fodder Production	Grazing, Silage, Hay	Renovator SR	84
	Winter Grazing, Bulk Silage or Hay	Grazing, Silage, Hay	Renovator Oats & Rye	86
	Autumn Sown, Silage or Hay	Silage, Hay	Renovator Oats & Vetch	86
	Winter/Spring Sown Quality Silage	High Yield Specialty Silage	Spring Silage Blend	87

DBLFI | Very Late maturing Renovator HR



AgriCOTE 700+ mm



4.8 – 8.0



Wide range

High performance dairy and finishing

Renovator HR is a high performance and palatable blend for high rainfall and irrigated application. 4front and Array are two industry leading late flowering perennial ryegrasses for improved animal production and freedom from staggers. Storm and Weka white clovers provide excellent grazing tolerance and persistence with year-round production, with the advantage of AgriCOTE.

Variety	Species	%
4front	Perennial ryegrass	50
Array	Perennial ryegrass	35
Storm	White clover	7.5
Weka	Sub clover	7.5

Sowing rate: 25 – 30 kg/ha

DBLFI | Very late maturing Renovator 850i



C or AgriCOTE



650+ mm



4.8 – 8.0



Wide range

Performance dairy and finishing, harder going

The Renovator 850i formulation produces a highly productive permanent pasture for high rainfall or irrigated applications. Array and Rohan are densely tillered, higher performance diploid perennial ryegrasses. Both aid recovery from potential pugging and improve persistence under more challenging conditions. AgriCOTE Storm and Weka white clovers combine to provide year round production and excellent grazing and heat tolerance.

Variety	Species	%
Array	Perennial ryegrass	40
Rohan	Perennial ryegrass	40
Storm	White clover	10
Weka	White clover	10

Sowing rate: 25 kg/ha

DBLFCI | Late maturing Renovator Elite



AgriCOTE 600+ mm



4.8 – 7.5



Most soil types

High performance 4-5 year+ mix for dairy/ finishing

Featuring the latest release high performance Forge NEA 4-5 year hybrid ryegrass. Forge has the capacity to perform in similar fashion to elite Italian ryegrasses in the cool seasons, and with late flowering offers exceptional feed quality deep into summer, with persistence approaching that of true perennial ryegrasses. Includes Captain plantain and productive clovers that offer feed through warmer seasons and terrific stock acceptance. Renovator Elite is highly suited for over-sowing existing perennial pastures.

Variety	Species	%
Forge NEA	4-5 year hybrid ryegrass	67
Captain	Plantain	13
Storm	White clover	10
Morrow	Red clover	10

Sowing rate: 25 – 30 kg/ha, Oversowing: 20 kg/ha

DBLWFCI | Mid-late maturing Renovator 700+



AgriCOTE 650+ mm



4.8 – 8.0



Wide range

Performance in Dryland dairy/finishing

Renovator 700+ is a highly productive permanent pasture blend for higher rainfall dryland applications, and also very much suited to elevated, winter-cold areas. The inclusion of the all-round performance of Maxsyn, and the early and hardy nature of Kidman combines to offer a resilient, high quality pasture. Storm white clover has excellent cool-season growth, high yield and excellent feed quality. Monti and Denmark sub-clovers will increase pasture persistence through good seed-setting and performance under dry conditions.

Variety	Species	%
Maxsyn	Perennial ryegrass	32.5
Kidman	Perennial ryegrass	32.5
Storm	White clover	10
Monti	Sub clover	12.5
Denmark	Sub clover	12.5

Sowing rate: 25 kg/ha

BLWEFI | Winter active Renovator Grazier



AgriCOTE 700+ mm



4.8 – 8.0



Wide range

Early season ryegrass blend

Renovator Grazier is a productive high quality grass and clover pasture for medium rainfall areas where late season rain is unreliable. AgriCOTE sub-clovers ensure good legume growth and improved energy with Kidman and Barberia providing excellent bulk growth that will not cause staggers

Variety	Species	%
Kidman	Perennial ryegrass	30
Barberia	Hybrid ryegrass	30
Howlong	Cocksfoot	10
Monti	Sub clover	15
Campeda	Sub clover	15

Sowing rate: 25 kg/ha

BLWFI | Early maturing Renovator Duo



550+ mm



4.8 – 7.5



Most soil types

Perennial ryegrass over-sowing mix

A high-yielding perennial ryegrass solution for operations that may have relied upon Victorian style ryegrasses. Kidman and Barberia's early-maturity, confers excellent autumn and winter growth, together with high spring yields. The growth pattern of Kidman and Barberia matches early lambing or calving times and provides opportunity for reliable silage and hay making. Renovator Duo may also be used for over-sowing existing dryland cocksfoot, phalaris or lucerne pastures. If clovers are required to be sown, consider Renovator Grazier, but where a good clover base already exists, Renovator Duo will offer the opportunity to restore a resilient and productive mixed pasture.

Variety	Species	%
Kidman NEA2	Perennial ryegrass	50
Barberia	Hybrid ryegrass	50

Sowing rates: Reliable dryland: 15-20 kg/ha Marginal dryland/oversowing: 10-12 kg/ha

BLWEF | Summer dormant
Renovator GT



AgriCOTE 650+ mm



4.5 – 8.0



Wide range

Hardiness, performance, summer dry

Renovator GT has been developed as a long-term, productive and persistent pasture for extensive cattle and sheep enterprises. It has the resilience of the most highly grazing tolerant phalaris, a hardy cocksfoot, with the cool season productivity of an early heading perennial ryegrass. The clovers are highly productive as well as being prolific at re-seeding. Renovator GT will suit moderate to higher rainfall areas, will cope with dry years and continue to be productive in the longer term.

Variety	Species	%
Kidman	Perennial ryegrass	35
Holdfast GT	Phalaris	20
Monti	Sub-clover	15
Campeda	Sub-clover	15
Storm	White clover	7.5
Howlong	Cocksfoot	7.5

Sowing rate: 18 – 25 kg/ha



BLWEFI | Summer active

Renovator 500+



AgriCOTE 500+ mm



4.8 – 8.0



Wide range

Hardiness, performance, summer moisture

Renovator 500+ is a productive high quality permanent pasture suited to heavier soil types with good water holding capacity. Renovator 500+ gives an optimum mix of seasonal production and persistence, and will particularly suit heavier soil types and areas that can capture some summer moisture. Ideal for year round set-stocking or rotational grazing and hay production. SARDI 7 Series 2 lucerne may be included to assist spring, summer and autumn growth.

Variety	Species	%
Fortune	Summer active tall fescue	32.5
Barberia	Hybrid ryegrass	20
Howlong	Cocksfoot	10
Holdfast GT	Phalaris	10
Denmark	Sub-clover	10
Monti	Sub-clover	10
Palestine	Strawberry clover	7.5

Sowing rate: 20 - 25 kg/ha



Meatmaster 500 - Howlong, NSW



DBLCI Quality feed
Renovator ME-Plus



AgriCOTE 600+ mm



4.8 – 7.5



Light loam
 well drained
 clay soils


Multi-year high performance, versatile forage for dairy, beef, and lamb finishing.

The high-quality feed attributes of Commander chicory combined with the very best clovers offers exceptional high-quality forage for dairy or finishing operations. Chicory is very low in fibre which allows for improved animal daily intakes, which combined with very good metabolizable energy (ME), creates a feed base with highest possible animal performance potential. Renovator ME Plus is a terrific option for a spring-sown summer feed, grass-free pasture break as part of a pasture renovation program. This system offers low-maintenance quality summer and autumn pasture with the opportunity to re-introduce oversown grasses the following autumn or a year or two later. Renovator ME Plus may also be sown in the early autumn, or used as an over-sowing mix to re-introduce clovers and diversity into existing swards.

Variety	Species	%
Commander	Chicory	40
Morrow	Red clover	27
Storm	White clover	20
Laser	Persian clover	13

Sowing rates: Pure stand: 15 kg/ha, Over-sowing: 10-12 kg/ha

DBLFCI | Short term
Renovator SR



Quality grazing and fodder 1 – 2 years

Renovator SR offers the combination of Hogan for fast establishment and high winter growth and combines Tempo Italian ryegrass for longer lasting feed into the late spring-early summer. AgriCOTE annual clovers improve the quality of pasture for grazing, silage or hay production.

Variety	Species	%
Tempo	Italian ryegrass	30
Hogan	Annual ryegrass	50
Laser	Persian clover	20

Sowing rate: 25 – 30 kg/ha



BLWEFI | All year growth Renovator Equine



AgriCOTE



500+ mm



4.5 – 8.0



Wide range

Low maintenance horse blend

This is a fast establishing, productive, hardy and reliable blend suitable for all classes of horses. The combination of grasses will provide excellent grazing quality and the opportunity for hay production. This mix is specifically designed for a grass-only, endophyte safe, easy-care pasture.

Variety	Species	%
Fortune	Summer active tall fescue	30
Governor	Perennial ryegrass	30
Barberia	Hybrid ryegrass	40

Sowing rate: 25 – 50 kg/ha

BLWEFI | Perennial Pasture Renovator Hardy Horse



AgriCOTE



500+ mm



5.4 – 7.5



Wide range

Versatile Perennial Mix

Hardy Horse blend provides a persistent and productive ryegrass free pasture option. A balanced blend of deep-rooted grasses combine to deliver year-round feed where moisture is available, and excellent drought hardiness. Clovers are included to balance the pasture, fix natural nitrogen and feed the pasture for the long-term. This blend finds favour with horse owners and smaller operations that have a range of stock classes.

Variety	Species	%
Bareno	Pasture brome	40
Howlong	Cocksfoot	10
Fortune	Tall fescue	10
Prosper	Tall fescue	10
Weka	White clover	10
Campeda	Sub-clover	10
Monti	Sub-clover	10

Sowing rate: 30 – 35kg/ha minimum. 50kg/ha where fast ground cover is required.

DBLWFCI |
Grazing and silage/hay

Renovator Oats and Rye



500+ mm



4.5 – 8.0



Wide
range

Ideal for grazing, hay or silage

Renovator Oats and Rye blend offers the combination of fast establishing and growing forage oats along with both tetraploid and diploid annual ryegrass. An annual option which is ideal for grazing, hay or silage.

This combination will provide excellent early autumn feed which will continue well into the winter months and into spring with the ryegrass.

Variety	Species	%
Express	Forage oats	70
Hogan	Annual ryegrass	17.5
Fuze	Annual ryegrass	12.5

Sowing rate: 60 – 80 kg/ha

DBLWFCI | Quality Silage

Renovator Oats and Vetch



500+ mm



4.5 – 8.0



Wide
range

Autumn/winter sown silage and hay production

Oats and vetch mixes are well regarded for producing reliable yields of high-quality silage, particularly in dryland, extensive cropping systems. Express oats provide yield, energy and the reliable bulk for the crop and the vetch adds energy and improves digestibility, stock acceptance resulting in pleasing animal performance. For highest feed quality, harvest when the vetch is into the flowering stage and the vetch pods are just starting to form.

Variety	Species	%
Express	Forage oats	70
Volga	Common vetch	30

Sowing rate: 100 – 160 kg/ha

DBLFCI | Specialty Silage

Renovator Spring Silage Blend



E or F



550+ mm



4.5 – 8.0



Wide
range

Pea and Oat silage blend

High yield silage crop (pea and oat mix) Spring silage blend offers an excellent later planting option for good silage production in southern areas. Usually sown from June to September in higher rainfall areas with a typically longer spring season. High yield of good quality feed may be produced from a modest area over a relatively short period. Mammoth oats provide yield, energy and reliable bulk. Field peas add protein and improve digestibility and overall animal performance. Silage inoculation is usually advisable at harvest time. Harvest when the pea is at flat pod or the oats milky-dough, whichever is first.

Variety	Species	%
Express	Forage oats	40
Morgan	Field pea	60

Sowing rate: 120 – 180 kg/ha

Custom blends

- The range of Renovator and Meatmaster blends contain excellent options for many applications. Particular circumstances and preferences will often dictate that specific mixes may be needed for certain situations. Barenbrug has a number of seed mixing locations and would be pleased to accommodate specific requirements.
- Please get in touch with your Territory Manager to discuss your individual needs and we'd be pleased formulate a custom blend.

Meatmaster guide

For warm-temperate inland and coastal Australia

	Purpose	Stock / Use Pattern	Premium Pasture Blend	Page
Longer-term Performance Pastures	High Performance	Dairy, Beef, Lamb	Meatmaster All-Grass	88
	Specialty Finishing	Beef, Lamb	Meatmaster LC	89
	Performance, Summer Moisture	Beef, Sheep	Meatmaster HP	89
Extensive Systems Perennial pastures	Summer Moisture, General Purpose	Beef, Sheep, Equine	Meatmaster 500+	90
	Summer Dry, General Purpose	Beef, Sheep, Equine	Meatmaster GT	90
	Summer Dry, Acid /Aluminium Soils	Beef, Sheep, Equine	Meatmaster AT	91
	Summer Dry, Shorter Seasons	Beef, Sheep, Equine	Meatmaster Pastoral	91
Annual Fast Feed	Winter Feed & Spring Fodder	Grazing, Silage Hay	Meatmaster ST	92

DBLFCI | Short-term

Meatmaster All-Grass



650+ mm



4.8 – 8.0



Wide range

High yield grazing and fodder 3 – 4 years

The B-Double Mix is an ideal combination of high performance, highly palatable ryegrasses designed to provide year-round, quality feed for maximum production. The mix combines the strong late spring and summer growth of 4front with Barberia's explosive late autumn, winter and early spring feed.

Variety	Species	%
4front	Perennial ryegrass	60
Barberia	Hybrid ryegrass	40

Sowing rate: 15 – 25 kg/ha

DBLFI | Finishing blend Meatmaster LC



AgriCOTE



650+ mm



4.8 – 8.0



Wide range

Finishing blend 3 – 4 years plus

A highly palatable and nutritious pasture for use in high rainfall or irrigated, intensive systems with an emphasis on finishing numbers of prime stock. The lucerne and chicory produce quality feed from spring to autumn with improved animal performance when summer grasses are below optimal quality.

Variety	Species	%
Commander	Chicory	25
SARDI 7 Series 2	Lucerne	75

Sowing rate: Marginal/dryland 6 – 10 kg/ha,
Irrigation/high rainfall 15 – 20 kg/ha

DBLWEFCI | Summer moisture Meatmaster HP



AgriCOTE



650+ mm



4.8 – 8.0



Wide range

Finishing blend, long-term pasture

A productive year-round pasture for the 600 to 800 mm rainfall or summer temperate tablelands environments. This mix provides production and persistence in high performance grazing systems by combining the productivity and resilience of Fortune tall fescue with perennial clovers.

Variety	Species	%
Fortune	Summer active tall fescue	75
Storm	White clover	10
Morrow	Red clover	15

Sowing rate: 20 – 25 kg/ha

BLWEFCI | Long-term pasture Meatmaster 500+



500+ mm



5.0 – 8.0



Wide
range

Hardy blend for late areas

A long-term pasture for use in 500 to 650mm winter dominant rainfall zones with later spring rainfall.

Provides high spring/summer production with solid winter growth from Prosper, Holdfast GT and a productive sub-clover mix.

Variety	Species	%
Fortune	Summer active tall fescue	30
Prosper	Winter active tall fescue	20
Holdfast GT	Phalaris	20
Mintaro	Sub-clover	10
Campeda	Sub-clover	10
SARDI-Grazer	Lucerne	10

Sowing rate: 18 – 20 kg/ha

BLWEFC | Long-term pasture Meatmaster GT



400+ mm



5.0 – 8.0



Wide
range

Hardy dryland beef and sheep blend

Designed as a general purpose, extensive beef and sheep mix. Holdfast GT is a highly winter active and set-stock tolerant phalaris with reduced toxicity issues. Mintaro and Campeda sub-clovers offer productivity and resilience through good regeneration and excellent ability to self-inoculate (from back-ground rhizobia) in subsequent years.

Variety	Species	%
Holdfast GT	Phalaris	45
Mintaro	Sub-clover	27.5
Campeda	Sub-clover	27.5

Sowing rate: 8 – 15 kg/ha



BLWEF | Long-term pasture Meatmaster AT



650+ mm



4.8 – 8.0



Wide range

Hardy beef and sheep blend for acidic soils

Developed for extensive areas with a typically low pH, or high levels of aluminium at depth. Where other grasses struggle in wet, acid conditions, Advanced AT can offer a very productive option. Howlong cocksfoot is included to colonise drier spots in an undulating landscape. Campeda and Monti sub-clovers have good tolerance to water-logging, acidic soils and are prolific re-seeders.

Variety	Species	%
Advanced AT	Phalaris	30
Howlong	Cocksfoot	10
Campeda	Sub-clover	30
Monti	Sub-clover	30

Sowing rate: 8 – 15 kg/ha

BLWEFC | Extensive systems Meatmaster Pastoral



AgriCOTE



400+ mm



4.5 – 8.0



Most soil types

Perennial mix for low-medium rainfall zones.

Horizon phalaris and Summadorm cocksfoot are well-proven, productive, winter active grasses that exhibit strong summer dormancy, and ability to persist and produce well in soils and on sites with reduced moisture holding capacity. These grasses also have improved tolerance to acid soil conditions, and combined with Losa and Campeda sub-clovers, create an ideal solution for improved extensive cattle and sheep pastures. Once established, Meatmaster Pastoral offers a truly resilient pasture that should persist and produce for many years.

Variety	Species	%
Horizon	Phalaris	30
Summadorm	Cocksfoot	10
Campeda	Sub-clover	30
Monti	Sub-clover	30

Sowing rates: Reliable dryland: 15-18 kg/ha, Marginal dryland/oversowing: 10-12 kg/ha

DBLWEFCI | Short-term pasture
Meatmaster ST



600+ mm



4.8 – 8.0



Wide range

Winter feed and silage/hay

High yield grazing and fodder 1 year A fast establishing, highly productive annual mix ideal for high quality winter grazing and spring hay or silage. Suited to irrigation or 550mm+ winter dominant rainfall broad acre systems.

Variety	Species	%
Vortex	Annual ryegrass	80
Laser	Persian clover	10
Vista	Balansa clover	10

Sowing rate: 12 – 15 kg/ha



Meatmaster ST - Howlong, NSW

Regain™ Ryegrass Blends



Regain™ Ryegrass Blends are recommended as ideal for over-sowing and topping up existing long-term ryegrass pastures to obtain a few more years of extended life and productivity.

For a longer-termed pasture phase, we recommend the following:

Hybrids: Shogun NEA (2-3 years)
Samurye NEA12 (2-4 years)
Forge NEA hybrid (3-5 years)

Perennials: Kidman NEA2
Maxsyn NEA4
4front NEA2
Array NEA2

These proven ryegrasses will offer superior long-term performance through the NEA series of endophytes to deter important insect pests such as black-beetle, root aphid and Argentine stem weevil.

DBLWFCI | Oversowing blend Regain Hybrid Ryegrass



600+ mm



4.8–8.0



Most soil types

Regain™ Hybrid ryegrass is a combination of late maturity tetraploid hybrid ryegrasses. Regain™ Hybrid can be used to 'top-up' run-down pastures by oversowing into established perennial or hybrid stands to extend their productive life for a further 2-3 years. Regain™ Hybrid is a low endophyte option and recommended for sheep and cattle only. Regain Hybrid is not suitable for equine forage.

- Late maturity, tetraploid hybrid ryegrass
- Late season feed quality
- Longer-lived than annual ryegrass
- Ideal for over-sowing and topping up existing long term ryegrass pastures

Sowing rates: Sole grass, drilled 25–35 kg/ha, Oversowing: 15–25 kg/ha

DBLWFCI | Oversowing blend
Regain Perennial Ryegrass



600+ mm



4.8 – 8.0



Most soil types

Regain™ perennial ryegrass combines late maturity perennial diploid and tetraploid ryegrasses. The late-maturity of regain perennial will allow the for late-season quality well into summer (under high rainfall or irrigated conditions). The background genetics of regain perennial will also perform well for winter and early-spring growth, superior to that of many perennial ryegrass options.

Regain™ perennial is a low endophyte option and recommended for sheep & cattle.

- Late maturity, tetraploid + diploid perennial ryegrass blend
- Late season feed quality
- Improved productivity compared to older style ryegrasses
- Ideal for over-sowing and topping up existing long-term ryegrass pastures

Sowing rates: sole grass, drilled 25–35 kg/ha, oversowing: 15–25 kg/ha

Regenerator

Diverse Annual Mixes



Many producers in dairy or beef and lamb finishing systems are encouraged by the potential benefits from including greater diversity of species. Barenbrug's Regenerator blends are designed for a range of applications that consider seasonality, relative seed sizes, plant habit and compatibility, and to target specific outcomes.

Use the Regenerator options as stepping-stone, in combination with addressing other potential production constraints such as grazing management, drainage, soil structure, salinity, pH and essential plant nutrients. For longer-term solutions we recommend using appropriately balanced perennial pastures, mixed perennial swards, or turf.

Green Manure Mix

Temperate zone

Green manures are sown into ground between crops by cropping farmers, fresh-market producers, and gardeners, usually during autumn and early winter, although they have application for spring and summer in some situations.

Regenerator Green Manure Mix



400+ mm
Growing season
rainfall



4.8 – 8.0



Most soil
types

Species	%
Tic Beans	30
Field peas	20
Blue lupins	20
Cereal rye (Ryecorn)	10
Magnate forage barley	10
Express forage oats	10
Sowing rate: Full growing season (5-6 months) 150 kg/ha Fast turn-around (8-10 weeks) 250 kg/ha	

Climate zones & sowing	
Subtropical	Not suitable: use Regenerator Autumn Soil Improver
Warm Temperate	Mid-late autumn
Cool Temperate	Early-mid autumn, & late winter / early spring
Consider	Green Manure Mix is not recommended for grazing
Finished growth by	Early-mid spring in most areas

Soil Benefits	Grazing	Silage / Hay	Nitrogen Fixation	Pollination
✓✓✓✓	x	x	✓✓✓	✓

Soil Improver Mixes

Warm temperate & Sub-tropical zones

The Soil Improver mixes are formulated as diverse grazing and cover crops for the northern subtropical and warm-temperate zones. They each contain a balanced mix of seasonal legumes, cereal and partner species that offer diverse forage and features that can contribute to improving soil health.

These mixes are designed to help improve soil structure, boost soil nitrogen, and contribute to soil organic matter accumulation. Either option may be grazed with cattle or sheep.

Autumn Planting: Regenerator Autumn Soil Improver



350+ mm
Growing season
rainfall



5.2 – 7.5



Most soil
types

Species	%	Climate zones & sowing	
RM4 Vetch	40	Subtropical	Mid-late autumn
Dunn Peas	20	Warm Temperate	Early-late autumn
Cereal Rye (ryecorn)	20	Cool Temperate	Not suitable. Use Regenerator Cool Season
Fuze Annual ryegrass	10	Consider	Max day-time temp of 30°C and falling For cool temperate climates use Regenerator Cool Season or Green Manure Mix
Zulu II Arrowleaf clover	4		
Captain Plantain	2		
Commander Chicory	2		
Tillage Radish	2	Finished growth by	Mid-late spring in most areas
Sowing rate: 40-50 kg/ha			

Soil Benefits	Grazing	Silage / Hay	Nitrogen Fixation	Pollination
✓✓✓	✓✓✓	✓	✓✓	✓✓

Regenerator Spring Soil Improver



400+ mm
Growing season
rainfall



5.2 – 7.5



Most soil
types

Species	%
Lablab	25
Hemp	25
Forage sorghum	15
Sunflower	15
Millet	10
Radish	5
Phacelia	5
Sowing rate: 40-50 kg/ha	

Climate zones & sowing	
Subtropical	Early-late spring
Warm Temperate	Mid-late spring
Cool Temperate	Not suitable. Use Regenerator Southern Spring
Consider	Min 9am soil temp of 15°C and rising For cool temperate climates use Regenerator Southern Spring
Finished growth by	Late-summer – early autumn in most areas

Soil Benefits	Grazing	Silage / Hay	Nitrogen Fixation	Pollination
✓✓✓	✓✓✓	✓	✓✓	✓✓



Regenerator Spring Soil Improver

Temperate Diverse Forages

Cool season and Southern spring blends offer seasonal diverse grazing and fodder production opportunities. The range of species have various characteristics that contribute to overall feed quality and availability as well as soil health and nitrogen fixation. There are also suitable for foraging by pollinators for the temperate production zone. Cool Season blend also has application for autumn sowing in warmer areas.

Regenerator Cool Season



450+ mm
Growing season
rainfall



5.2 – 7.5



Most soil
types

Species	%
Arise Italian ryegrass	10
Express oats	10
Cereal rye (Ryecorn)	6.25
Magnate forage barley	10
Laser Persian clover	6.25
Volga Vetch	10
Tic (Faba) bean	20
Field pea	15
Commander chicory	3.75
Leafmore rape	2.5
Captain plantain	3.75
Phacelia	2.5
Sowing rate: High rainfall/irrigation 50-60 kg/ha Good dryland 40-50 kg/ha Marginal dryland 30-40 kg/ha	

Climate zones & sowing	
Subtropical	Mid-late autumn
Warm Temperate	Early-late autumn
Cool Temperate	Late summer – mid autumn/ early spring
Consider	Max day-time temp of 30°C and falling
Finished growth by	Mid-late spring in dry or hot areas, early-mid summer in cooler areas

Soil Benefits	Grazing	Silage / Hay	Nitrogen Fixation	Pollination
✓✓✓	✓✓✓	✓✓✓	✓✓	✓✓



Regenerator Southern Spring



400+ mm
Growing season
rainfall



5.2 – 7.5



Most soil
types

Species	%
Arise Italian ryegrass	15
Express oats	15
Millet	15
Volga Vetch	20
Laser Persian clover	10
Tillage radish	4.5
Buckwheat	4
Commander chicory	4
Captain plantain	4
Leafmore rape	2.5
Phacelia	4
Sunflower	2
Sowing rate: High rainfall/irrigation 50-60 kg/ha Good dryland 40-50 kg/ha Marginal dryland 30-40 kg/ha	

Climate zones & sowing	
Subtropical	Not suitable
Warm Temperate	Not suitable
Cool Temperate	Mid spring – early summer
Consider	Min day-time temp of 14°C and rising For subtropical and warm temperate climates use Regenerator Spring Soil Improver or Spring Pollinator
Finished growth by	Mid-late autumn. Although clover, chicory, plantain, and ryegrass have good prospects to continue into winter and beyond

Soil Benefits	Grazing	Silage / Hay	Nitrogen Fixation	Pollination
✓✓✓	✓✓✓	✓✓✓	✓✓	✓✓✓



Regenerator Southern Spring

Pollinator Blends

Warm Temperate and Sub tropical zones

The Regenerator Pollinator mixes are designed for offering forage for bees and other beneficial insects in subtropical and warm-temperate zones. Pollination of neighbouring crops may be enhanced as the flowering crops offer well regarded bee forage species. As a haven for potential beneficial insects, the Regenerator Pollinator mixes can help improve overall on-farm species' diversity. The blends offer various flower types, shapes and colours, and a range of nectar and pollen producing options through the seasons.

Regenerator Autumn Pollinator



350+ mm
Growing season
rainfall



5.2 – 7.5



Most soil
types

Species	%
Capello Vetch	35
Cereal Rye (Ryecorn)	30
Fuze Annual Ryegrass	15
Mustard	5
Commander Chicory	5
Tillage radish	5
Zulu II Arrowleaf clover	2.5
Crimson clover	2.5
Sowing rate: 40-50 kg/ha	

Climate zones & sowing	
Subtropical	Mid-late autumn
Warm Temperate	Early-late autumn
Cool Temperate	Not suitable
Consider	Max day-time temp of 30°C and falling
	For cool temperate climates use Regenerator Cool Season
Finished growth by	Mid-late spring in most areas

Soil Benefits	Grazing	Silage / Hay	Nitrogen Fixation	Pollination
✓✓✓	✓✓	✓✓	✓✓	✓✓✓

Regenerator Spring Pollinator



350+ mm
Growing season
rainfall



5.2 – 7.5



Most soil
types

Species	%
Buckwheat	25
Sunn hemp	25
Lablab	15
Forage sorghum	12.5
Sunflower	12.5
Phacelia	5
Mustard	2.5
Tillage radish	2.5
Sowing rate: 40-50 kg/ha	

Climate zones & sowing	
Subtropical	Mid-late spring
Warm Temperate	Early-late spring
Cool Temperate	Not suitable
Consider	Min 9am soil temp of 15°C and rising For cool temperate climates use <i>Regenerator Southern Spring</i>
Finished growth by	Mid-Autumn in most areas

Soil Benefits	Grazing	Silage / Hay	Nitrogen Fixation	Pollination
✓✓✓	✓✓	✓✓	✓✓	✓✓✓





SARDI-Grazer - Howlong, NSW



Lucerne

**Grow with
Confidence**



Lucerne

Lucerne

Medicago sativa

Lucerne is used as a long-term pasture for grazing and/or hay production, a short-term stand in cropping rotations, or as the legume component of mixed pastures. Being a legume, lucerne has the ability to fix atmospheric nitrogen, providing nitrogen for its own growth, to companion species or increasing soil nitrogen levels for subsequent crops.

Lucerne can utilise more rainfall than other species and dry the soil profile with a large taproot that can easily grow to three metres depth or more to access deep soil moisture. This taproot also acts as an energy store for the plant making established lucerne very hardy.

Lucerne has a moderate tolerance of salinity, which combined with its ability to dry the soil profile and lower the water table makes it a useful tool in managing soil salinity, particularly as an option in recharge areas.

The main limitations to lucerne's use in Australia are soil waterlogging and high soil aluminum (Al^{3+}) levels which inhibit root development and cause difficulties with establishment. Aluminium is highly correlated with pH and adjusting to or selecting sites with a pH of 5.4 ($CaCl_2$) is recommended. Sardi 7 series 2 will has been tested to produce reliably to a pH of 5.0.

Modern lucerne varieties are now available that have been developed in Australia under grazing for Australian conditions, with adequate resistance to key pests and diseases verified in Australia, ensuring they have the best chance of performing in our unique environment. Selection of the right lucerne variety is a crucial component of establishing a successful, productive and profitable lucerne stand.

	350 – 400mm rainfall	450 – 600mm rainfall	600 – 800mm rainfall	800mm+ rainfall/ irrigation
Sowing rates kg/ha	4 – 6	6 – 8	10 – 15	18 – 35



Yield potential and fertility

Lucerne can produce a wide range of yields potentially ranging up to 10 – 25 tonnes DM/ha/yr. Phosphorus (P) and potassium (K) maintenance are essential, especially in a cut and carry operation where high levels of K (20 – 30 kg/t of DM) leave the paddock. For each 10t DM this also equates to 200 kg calcium (Ca), and when compared to 360 kg Ca in one tonne of limestone lime, indicating that on average 1t lime/ha every two years or so is required to maintain calcium nutrition as well as to help manage pH and aluminium.

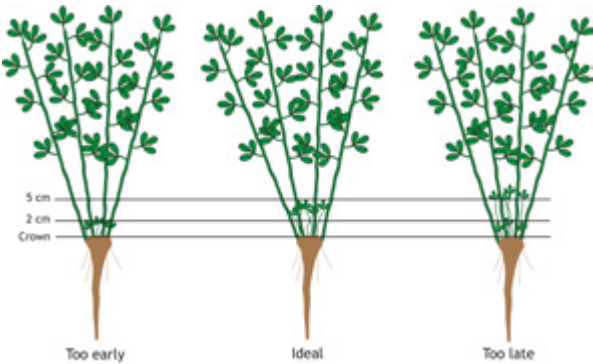
Fertiliser is generally applied at intervals that suit the grower. Ideally this is programmed with each harvest (cut), but may be only once or twice a year. Molybdenum (Mo) is essential for plant growth and healthy nitrogen fixation. Consider applying 150 – 200 g/ha of molybdate or equivalent every 4 – 5 years where levels are typically low or where Mo is neglected from other parts of the system or rotation. Mo should always be applied with copper included in the program to help avoid animal health issues.

Crop removals: For each tonne of dry matter (DM) removed, the following nutrients are lost.

Nitrogen	20 – 30 kg
Phosphorus	2 – 3 kg
Potassium	15 – 20 kg
Sulphur	2 – 4 kg
Calcium	10 – 17 kg
Magnesium	2 – 4 kg
Zinc	20 – 50 g
Copper	5 – 10 g
Boron	25 – 40 g
Manganese	35 – 50 g
Iron	50 – 100 g

Cutting for fodder production

Harvesting lucerne for silage or hay should to be done at or a bit before 10% flowering, but note the height of new shoots at the base of the crop, and ensure that they are not damaged as they will be the next crop (best method of assessing cutting timing). Conditioner rollers are useful for quick drying. Double conditioning has been used. Re-cutting depends on seasonality, climate and dormancy.



Dormancy	Days (potential cutting interval under ideal summer growing conditions)
Winter dormant	30 – 34
Winter active	27 – 30
Highly winter active	25

Root reserves

Allowing the crop to have at least one good flowering per year will aid replenishment of root reserves. Ideally, use the appearance of new shoots at the base of the plant (approximately 10% flowering) to determine cutting/grazing timing – this will help top-up root reserves during the year. This will ideally take place in mid-late autumn, as the plant will then contain good reserves to come away the following spring. The feed reserve built up over the rest period in autumn can be fed off as valuable early winter feed, prior to winter cleaning herbicide sprays.



Lucerne as a pasture mix

When sowing lucerne as a pasture mix, establish it with a low seedling vigour grass such as a winter active fescue, phalaris or a winter cocksfoot. Sowing with ryegrass is rarely successful as modern ryegrasses have too much seedling vigour. It may be better to establish the lucerne first and introduce the companion varieties a season or two later, especially for producers unfamiliar with lucerne management. In extensive sheep grazing pastures, lucerne mixtures with sub-clover are popular as they aid erosion control in the lucerne inter-row and compliment the feed availability in the cooler months. If lucerne is to be included in a pasture mix, it is recommended to retain robust sowing rate of the lucerne component to help ensure satisfactory establishment.

Under-sowing in cereals

If under-sowing lucerne with a cereal grain crop, reduce the cereal rate back to around 50% to ensure a good lucerne stand is maintained. Expect lower cereal yields as a consequence.

Winter dormant lucerne

Winter dormant lucernes grow actively through spring and summer and into early autumn when growth rates steeply decline. They can be very productive under high rainfall or irrigation, but less productive than winter active types in regions with winter dominant rainfall below 650mm. These varieties generally have a low prostrate crown giving good grazing tolerance and improving persistence. They also have a high leaf to stem ratio which can contribute to higher feed and hay quality. Winter dormant lucernes are not suited to late autumn/early winter sowing.

Winter dormant lucernes are best suited to irrigated hay production or long-term pasture situations in colder, wetter environments, where rainfall continues into late spring and early summer, and winter grazing is provided by other pastures or crops.

Grazing management & grazing tolerance

Ideal management of grazing would require a short, sharp grazing period of 2 – 3 days, followed by a rest and regrowth period of around 20 – 25 days over summer and longer over winter, with the stock introduced at around 5 – 10% flowering and the crop evenly defoliated. This, however, may not always be achievable due to various factors, but the principles borne in mind and grazing management adopted which tends towards this regime. In practice, lucerne will handle limited set-stocking for a period of weeks or a month or two. If periods of set-stocking or lax rotational grazing are likely to occur, there are a number of key things to bear in mind and include in the program.

Stock will tend to graze the leaves in preference to the stems. This may lead to excessive protein intake leading to issues such as red-gut, and potentially bloat. In terms of stock performance, lax grazing may see an initial increase in performance, then the production levels fall off as stock are left with a high proportion of stalks on offer. Try to adopt a system where the entire stalk is consumed along with the leaves. Stock density will be important. Modern cultivars selected for high leaf:stem ratio such as the SARDI range will also help. Consumption of the leaf and stalk together is a relatively balanced diet for ME, CP and fibre.

Growers should select lucerne cultivars developed for and selected under grazing in Australia. These have been screened and re-selected under protocols which provide such features as a low and broad crown, high number of auxiliary buds, and have been subjected to very high grazing pressure for extended periods. The Australian program run by SARDI and Barenbrug has these features built in as breeding objectives, which result in the high resilience to grazing of all varieties in the range. The features that confer grazing tolerance also offer good attributes for high quality fodder production. The broad crown with many buds will allow for the development of a high number of finer stems, which then offers hay and silage with pleasing feed quality features.

Grazing tolerant lucerne

Dormancy 6 SARDI-Grazer



AgriCOTE or AL 325+ mm 5.4 – 8.0 Deep well drained

Grazing tolerance and fine hay

- Developed specifically for recovery after extensive periods of close grazing
- Winter active 6.5
- Persists under periods of set-stocking up to two months once established
- Requires minimal rotational grazing management
- Exceptional persistence across a range of environments from low to high rainfall, dryland and irrigation
- Broadly adapted to a variety of farming systems
- Well suited to mixed swards with perennial grasses such as winter active tall fescue, cocksfoot or phalaris
- Excellent choice for premium hay production.

SARDI-Grazer is the most persistent and grazing tolerant lucerne currently available in Australia. It was established primarily for use in cropping rotations, where large paddocks limit the use of rotational grazing. It delivers superior persistence where uneven grazing causes areas of paddocks to be heavily grazed before others can be properly utilised. It is also useful in permanent pastures in the medium to high rainfall areas where long periods of continuous grazing (more than four weeks) by sheep or cattle is common practice.

SARDI-Grazer was developed by SARDI and the Department of Agriculture and Food, Western Australia, with funding from the GRDC. The final parental plants used to develop this variety were selected based on resistance to aphids and diseases (BGA, SAA, PRR and Anthracnose), herbage yield and quality plus winter activity rating. SARDI-Grazer is the ideal choice for grazing enterprises where mob sizes restrict rotational grazing and when a long-term stand is required.

Sardi Grazer retains high yield potential, and offers a low, dense crown with multiple fine tillers, producing excellent hay characteristics.

Winter active lucerne

Winter active lucernes have an intermediate crown size and can provide excellent grazing tolerance and persistence. This category are the most versatile and therefore the most popular lucerne type, giving good growth into late autumn and holding their quality longer than highly winter active varieties.

Winter active varieties are best suited to medium term mixed farming situations that require grazing tolerance and the ability to make good quality hay. They are well suited to irrigated or dryland production and are useful as a pure stand or as a perennial legume component in pasture blends for regions with 450 – 650mm winter dominant rainfall.

These lucernes also make excellent permanent summer forage crops in the high rainfall dairy regions because they provide feed over a longer period than summer brassicas without the same insect challenges.

Dormancy 7

SARDI-7 series 2

Lucerne



AgriCOTE
or AL

350+ mm

5.0 – 8.0

Deep well
drained

Winter-active lucerne

- The most broadly adapted dormancy 7 lucerne currently available
- Produces many fine, upright stems which carry a high number of large leaves
- Persistent and tolerant of grazing
- Broad pest and disease resistance profile
- Higher total dry matter than more winter dormant varieties
- Suited to continual harvesting, hard grazing and treading
- Dormancy level of around 7.4 to 7.5 with excellent winter growth and grazing tolerance.
- Improvement and replacement for the original SARDI 7.

New release in 2026

Dormancy 7

BAR SEVEN S3

Lucerne



AL +
SRD1736
Acid Tolerant

400+ mm

4.8 – 8.0

Well
drained

BAR Seven S3 is a utility lucerne dormancy 7 (7.5) for dryland pastures, irrigation, grazing and hay production. BAR Seven S3 offers further improved acid tolerance, grazing tolerance and, perseverance in dry conditions, and will replace SARDI 7 series 2 over the 2026-2028 period.

BAR Seven S3 was developed by the Barenbrug and SARDI partnership, from elite Australian genetics, including SARDI Seven series 2. Parent lines were initially screened for acid tolerance, drought tolerance and persistence under close grazing. These were then re-selected under grazing from a broad range of Australian farm sites ranging in average rainfall from 460-715mm. A third stage of selection was subsequently conducted for seedling tolerance to low pH.

- Extensive and intensive grazing systems, as a 5-8 year pasture prospect
- Irrigated, high quality hay production
- Sites that contain areas of lower pH (to 4.8Ca)
- Any applications requiring a dormancy 7-8 lucerne
- AgriCOTE seed treatment including the acid-tolerant SRD1736 and AL rhizobia strains for performance in low pH areas.

Highly winter active lucerne

Highly winter active lucernes are bred for late autumn / early winter sowing and have excellent seedling vigour for under-sowing in cereals. Some of the newer Australian bred material in this group has increased grazing tolerance because it was selected from and developed for these broadacre grazing systems.

These lucernes have a more upright crown and erect growth habit, they are well suited to a 2 – 4 year cropping rotation system in the 300 – 500mm rainfall zones. They provide maximum growth potential in winter dominant growing-season rainfall areas, and the highest fodder yield potential should growing and harvesting conditions allow. In general, highly winter active lucernes do not persist as well as more dormant types due to less resilience to tight grazing or machinery damage to the smaller, more up-right crown of the plant.

Dormancy 10

SARDI-10 series 2

Lucerne



AgricoTE
or AL

350+ mm

5.0 – 8.0

Deep well
drained

Highly winter-active lucerne

- Multiple screens for excellent disease and insect resistance
- Very good seedling vigour
- Highly productive 3 – 4 year option
- Suited to cropping rotations, pasture mixes and year round hay production systems
- Improved forage production and persistence over SARDI 10
- High winter growth and grazing tolerance.

Alfamaster Lucernes

Alfamaster™ lucernes provide reliable, quality forage and fodder and are highly suited to rotational grazing and hay production. They may be considered as a cost-effective option for shorter-term lucerne rotations, particularly for broad-acre mixed cropping systems. When looking for the best long-term option (4-5+ years) with better grazing and disease tolerance, sow SARDI lucernes varieties.

Alfamaster lucernes are presented with AgriCOTE seed coating technology to deliver enhanced seedling establishment through the inclusion of growth promotants, essential micro-nutrients, insecticide and fungicide seed protection. AgriCOTE provides seedlings with protection from biting and sucking insects through the inclusion of Gaucho insecticide seed treatment and contains encapsulated rhizobia bacteria.

Alfamaster 7 Lucerne



AgriCOTE
or AL



350+ mm



5.4 - 8.0



Deep well
drained

Winter Active Lucerne

Alfamaster™ 7 lucerne is a new release winter active variety from Barenbrug which will provide perennial year-round production suitable for rotational extensive grazing and hay production systems.

- Winter activity rating 7
- Consistent yield, widely adaptable
- Dual Purpose - well suited to hay production and rotational grazing
- Higher winter-activity than Aurora
- Economical for shorter-term lucerne stands

Sowing rates for lucerne depend mostly on available moisture (rain or irrigation):

Rain	kg/ha	Plant counts/m ²
Marginal dryland (350 - 450mm)	4 - 6	15 - 40
Dryland (450 - 600mm)	6 - 8	50 - 70
Favourable dryland (600 - 800mm)	10 - 15	80 - 130
High rainfall/irrigated (800mm + irrigated)	18 - 35	150 - 200

Alfamaster 10

Lucerne



AgriCOTE
or AL



350+ mm



5.4 - 8.0



Deep well
drained

Highly Winter Active Lucerne

Alfamaster™ 10 is a high performing variety which demonstrates extremely fast establishment and will provide high year-round forage yield. It has an erect plant type which makes it ideal for hay production systems. It is highly suited to 2-3 year grass-free pasture phase in cropping systems and for high yield and fast turn-around hay production.

- Winter activity rating 10
- Bred for the Australian environment
- Very high dry matter yield – especially in cooler months
- Superior establishment and reduced time to first cut
- Ideal for 2-3 year cropping breaks



SARDI 7 Series 2 - Eskdale, VIC



Forage brassicas and herbs

**Grow with
Confidence**



Forage brassicas


Within the brassica options there are good forage solutions as well as great versatility. As maturity times are relatively predictable, brassicas offer a terrific tool for feed budgeting to meet forage demand and output targets. Seek specific advice for your situation.

Sowing rates vary widely, and depend on many factors including:

- condition of the seed bed at sowing time,
- method and accuracy of sowing equipment
- seed size
- length of time to maturity
- plant size and habit.

Brassicas need a fine, weed-free seed bed, with a pH of 5.5 or above. Crops may respond to boron, molybdenum and phosphorus. Nitrogen application is usually needed, but care should be taken to avoid nitrate poisoning, particularly with drought (or other) stressed crops. Brassica crops will often respond well to appropriate applications of potassium, as this will tend to aid keeping ability and leaf retention. High rates of sulphur are not advised unless the site is particularly low in soil sulphur levels.

Newly introduced stock should be carefully monitored and may take a little time to become accustomed to the crop. Flowering crops should not be fed to livestock.





Forage rape 2 – 5 kg/ha

Brassica napus

Rape is a fast maturing leafy, single or multi-graze crop that can be sown for summer, autumn or winter feed. It typically has higher protein and dry matter than turnips. Rape can be sown from early spring to late summer in southern areas, or may be used as valuable winter feed by autumn sowing in many climates.

Usually sown as a lone stand, but may be sown in combination with other summer forages such as millet, or often sown for winter feed in combination with annual or Italian ryegrasses with good results. Rape's feed value is high, but usually the crop must be mature before grazing approximately 10 – 12 weeks after sowing. Some varieties are suitable for grazing at 8 – 10 weeks.



Intensive forage

Interval

Forage rape



450+ mm



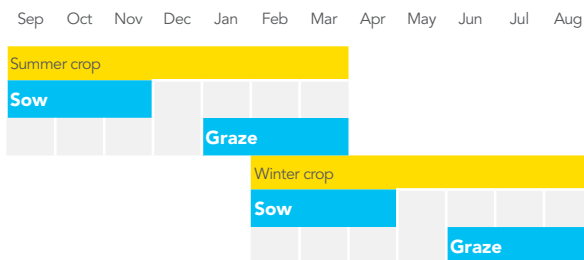
5.5 – 8.0



Most soil types

- Tall, fast establishing rape
- Excellent for both summer and winter feed
- Offers valuable feed opportunities for farmers wanting to finish stock
- Can be used as a summer crop where 1 to 2 grazings are required or as a late spring/early summer sown crop
- Strong frost tolerance and resistance to powdery mildew.

Using Interval or Leafmore



Maturity date: 56 – 84 days

Typical yield: 5 – 8 t DM/ha

Typical ME: 12 MJ/kg DM

Sowing rate: 4 kg/ha

(Maturity dates and yields depend on sowing time and number of grazings)

Extensive forage

Leafmore

Forage rape



450+ mm



5.5 – 8.0



Loam and Heavy clay

- Cross between Winfred and Emerald
- Superior cold growth habit and frost tolerance
- Vigorous establishment and high yielding
- Early maturity to first grazing (8 – 10 weeks)
- Suitable for autumn and spring sowing
- Excellent regrowth for up to 4 grazings
- Multi-stemmed with semi erect growth habit
- High forage quality with good leaf to stem ratio and high dry matter.



Turnips 1 – 4 kg/ha

Brassica campestris

There is a great range in the types and maturity times of turnips. Tankard shaped varieties are suited to dairy and beef operations as they are often easily pulled out during grazing. Globe shaped types generally hold better in the ground and can be used for sheep as well as cattle. Maturity ranges from 10 – 12 weeks for vigorous, quick yielding summer types, through to over 16 weeks for slower-growing, but higher yielding keeper types typically used for grazing in autumn and winter.

Summer turnips 2 – 3 kg/ha

Summer feed

Dynamo

Turnip



550+ mm



5.0 – 8.0



Most soil types

Dynamo is a globe shaped turnip providing a high yielding summer crop. It provides large volumes of low cost, quality feed when pasture quality and quantity declines. Dynamo produces a good level of bulb (around 45% of total yield), giving it an advantage in seasons when high levels of leaf diseases or pests are present. Ready to graze 10 – 14 weeks after sowing.

Using Dynamo

Oct

Nov

Dec

Jan

Feb

Mar

Sow

Graze

Maturity date: 60 – 90 days

Typical ME: 12 – 14 MJ/kg DM

Typical yield: 8 – 12 t DM/ha

Sowing rate: 2 – 3 kg/ha



Leafy turnips 4 – 6 kg/ha


Brassica campestris spp rapa

These are a turnip/rape or turnip/cabbage cross that will grow a small bulb with high leaf yields. They provide the quickest feed, often in 6 – 8 weeks, and with good grazing management can offer multiple grazings. Leafy turnips can be sown from September to March. Feed will not keep however, and when ready the crop must be grazed, or they will typically bolt to flower. Newer varieties offer better stock acceptance, partly due to a smoother leaf surface.

Fast feed

Falcon

Hybrid leafy turnip



- Quick feed in 6 – 8 weeks - suits sowing from early spring to mid-autumn
- Excellent companion plant for spring or autumn sown annual forages
- A break crop as part of a pasture renovation program
- May be used in a mix with other species for specific outcomes, although has excellent feed quality attributes when sown as a sole variety
- Very suitable for dairy, finishing and extensive sheep and cattle enterprises.

Advantages over alternatives:

- 10 – 15% yield advantage over older varieties
- Improved early vigour
- High stock acceptance and improved palatability
- Excellent recovery from grazing.



Keeper turnips

Summer turnips such as Dynamo reach their yield potential over a relatively quick 10 – 12 weeks and will typically continue to grow and retain quality to a degree up to 14 – 16 weeks, especially under mild conditions and good fertility.

Longer maturity, or “keeper” turnips have a longer growing season requirement with the benefit that they tend to hold their bulb quality well into the later season. Purple turnips such as MPT or Mammoth Purple Top require 16 – 20 weeks to reach their yield potential, and the white fleshed Green globe may require 20 – 24 weeks. Keeper type turnips have a significantly harder bulb and should be considered for mature stock classes. They are a very useful type of turnip, although most varieties have been around for decades and we often see less leaf and bulb disease tolerance when compared to modern developments in summer turnips.

Swedes 1 – 4 kg/ha

Brassica napobrassica

Swedes are sown from November to January to provide autumn and winter feed for sheep and cattle. They offer the highest dry matter content amongst the brassica options. The bulbs keep very well, and can be an excellent option for feed budgeting in areas with cold winters. Slow growing, but good feed on offer after 20 – 24 weeks.

Kale 6 – 8 kg/ha

Brassica oleracea

Kale is normally sown from mid-October to January to provide feed from mid-autumn through winter. This is an erect plant, with the stem providing a high proportion of the feed on offer. Feed value is usually somewhere between that of turnips and rape, and exceptionally high yields are possible. Kale keeps well in the cooler months and grazing time can be flexible. There is re-growth potential if 100 – 150mm of stem is left, although the first grazing constitutes the main target yield. Most varieties are quite tall and suit cattle only, whilst there are shorter types that suit sheep.

Winter Yield

Bombardier

Kale



650+ mm



5.5 – 8.0



Most soil types

Bombardier is a medium-tall, high yielding kale that provides excellent winter feed for cattle. Bombardier is a marrow stem variety, with soft nutritious stems that offer better ME and greater utilisation than other tall kales. The main difference is in the lower part of the stems. It has good winter hardiness and, like all kales, has good club root tolerance. Maturity in 5 – 7 months.

Using Invitation

Nov Dec Jan Feb Mar Apr May Jun Jul Aug

Sow

Graze

Maturity date: 150 – 220 days

Typical ME: 11 – 12 MJ/kg DM

Typical yield: 12 – 16 t DM/ha



Bombardier - TAS



Forage herbs

Chicory 5 – 6 kg/ha

Cichorium intybus

Chicory is a persistent leafy herb lasting 2 – 3 years with a large tap root. It performs best in fertile, free draining soils in regions of greater than 550mm rainfall. It has potential for high dry matter of excellent quality with most growth through warmer periods.

Chicory should be sown at 5 – 6 kg/ha as a sole stand or at 1 – 2 kg/ha as part of a grass clover mix. Often used as an annual (summer) forage in combination with millet, clover or forage brassicas.

Chicory requires a well prepared seed bed and soil temperatures of greater than 10°C for successful establishment. Chicory should be rotationally grazed on a 4 – 6 week rotation and will require added nitrogen for maximum performance.

High yield

Commander

Chicory



550+ mm



4.5 – 7.5



Most soil types

- Chicory for high performance sites
- 15 – 20% higher yield than prostrate types
- Performs all year-round including winter
- Fast establishment and regrowth after grazing
- High quality winter active forage chicory
- Erect growth habit offers high utilisation
- Responds to summer rain and irrigation
- Low crown gives good persistence over 2 – 3 years
- Alternative to brassicas for summer forage
- Sown at 5 – 6 kg/ha with legumes and 1 – 2 kg/ha as part of a pasture mix.



Captain - Flinders Island, TAS

Plantain 3 – 5 kg/ha

Plantago lanceolata

A drought tolerant, deep tap-rooted perennial herb with high digestibility. Spring or autumn sown, with potential for year-round growth. Usually sown as a specialist paddock, as weed control options in mixed pastures may be limited. Has application in wet and slightly acidic sites where lucerne persistence may be compromised.

Captain

Plantain



550+ mm



4.5 – 7.5



Most soil types

- Upright, narrow-leaf plantain for good animal acceptance
- Improved cool season activity over other plantain cultivars
- Leading total forage production
- High forage quality and mineral content
- Fibrous root system which aids in recovering soil N
- Well adapted to lighter, more acidic soils
- Improved breeding selection from Tonic.

Phacelia 4 – 10 kg/ha

Phacelia tanacetifolia

Phacelia, also known variously as blue tansy, scorpion weed or fiddleneck, is a member of the borage family that originates from south-western North America. It is widely cultivated for use as a constituent in green manure crops, cover crops and diverse annual forage mixes.

Phacelia is also very highly regarded as a bee forage and for beneficial insects such as hoverflies. Phacelia may be autumn or spring sown.



Vetch

**Grow with
Confidence**



Vetch

Vetch is a winter and spring growing annual legume that is commonly used as a disease break in cereal cropping rotations.

Vetch is often sown in combination with cereals for quality hay. Vetch hay highly sought as a fodder to support dairying due to excellent quality and palatability.

It may be suitable for spring sowing in higher latitude, or southern-most cold winter areas. Common vetch may be used for grain. Vetch has the ability to improve soil fertility by fixing large amounts of nitrogen (N) to the soil, which helps to meet the needs of following crops. It responds well to a wide range of soil types, however it does not tolerate water-logging.

There are a number of different vetch species, the most useful being:

Common vetch (*Vicia sativa*)

e.g. Morava, Rasina, Volga, Languedoc and Blanche fleur.

Uses: Grazing, silage, hay, grain, larger seed size, lower % hard-seeded.

Woolly-pod vetch (*Vicia villosa*)

e.g. Capello, RM4, Haymaker and Namoi.

Uses: Grazing, silage, hay, smaller seed size (grain is toxic to stock: make hay before pod-set). Generally higher % hard-seeded than common vetch. 15 – 20% higher hay yield potential than common vetch.

Purple vetch (*Vicia benghalensis*)

e.g. Popany and Early Popany.

Uses: Grazing, silage, hay, grain hard-seededness varies with cultivars. (Outclassed by new common and woolly-pod types.)

Sowing time: As a rule of thumb, very often the best sowing window for a district coincides with barley sowing time:

- Lower rainfall, spring dry areas April – May
- Medium rainfall areas May – June
- Higher rainfall/cold winter areas June – August (or later).



Inoculation: Group E inoculant ought to be applied to seed where vetch, peas or faba beans have not been grown previously.

Sowing rates: There is some variation in seed sizes, common vetch the largest, woolly-pod the smallest, requiring allowance for seeding rate, depending on the species being sown. Target plant densities are usually from 40 to 70 plants/m². Cereal vetch mixes are generally about 2:1 to 1:2 w/w, depending on seed sizes, and desired outcome.

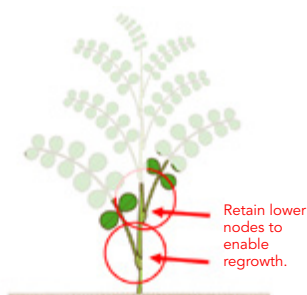
Vetch – typical sowing rates kg/ha				
Species	Sole stand		In a mix (cereal)	
	Lower rainfall	Higher rainfall	Lower rainfall	Higher rainfall
Common vetch	30 – 50	50 – 70	25 – 40	30 – 50
Woolly-pod vetch	15 – 30	30 – 40	15 – 25	25 – 30
Purple vetch	30 – 40	40 – 60	20 – 30	30 – 40

Sowing depth:

Heavier soils: 10 – 20 mm

Lighter soils: 15 – 40 mm

Grazing There is some potential for carefully managed grazing of vetch crops. During the growing phase, allow the plant to develop secondary nodes prior to grazing, and manage grazing such that a good number of these are preserved to provide for regrowth potential. Common vetch may be grazed through flowering or as a standing hay crop. Woolly-pod vetch must not be grazed after pod-set.



Woolly pod vetch 15 – 30 kg/ha

Hard-seeded

Haymaker

Woolly pod vetch



E



325+ mm



5.0 – 8.0



Well
drained

- Hard seeded, good regeneration from seed
- Selected for improved DM production over Namoi
- Suitable for grazing, hay and green manuring
- Highly efficient nitrogen fixation
- Offers a disease break in cropping rotations
- Resistance to spot, rust and ascochyta.

Soft-seeded

RM4

Woolly pod vetch



E



375+ mm



5.0 – 8.0



Well
drained

- Best early vigour of all lines in SARDI research trials
- Long-term average dry matter yield 108% of Capello
- Early maturity - can be cut for hay 10 – 15 days earlier than current varieties
- Good frost tolerance in international testing
- Soft seeded.



RM4 - Howlong, NSW



Common vetch 20 – 50 kg/ha

Soft-seeded

Volga

Common vetch



E



300+ mm



5.0 – 8.0



Well drained

- High yielding, rust resistant common vetch variety
- Multi-purpose suitable for grain, hay/silage, grazing or green/brown manure
- Earlier in maturity by 7 – 12 days than Rasina (90 – 100 days from seeding to full flowering)
- Very good early establishment
- Moderately Resistant (MR) to ascochyta blight. Susceptible (S) to botrytis
- The best adapted vetch variety for grain and hay production in low-mid rainfall areas including SA Mallee, Mid North, Eyre Peninsula, Vic Mallee, Walpeup, Wimmera, NSW Central West and Rankin Springs.

Soft-seeded

Morava

Common vetch



E



350+ mm




5.0 – 8.0



Well drained

- Resistant to rust and tolerant to ascochyta
- Replacement for all current varieties in areas with average rainfall above 300mm
- Soft seeded variety and non-shattering
- Vigorous early plant growth and good grazing palatability
- Produces more biomass than other varieties in medium - high rainfall zones.







Forage cereals

**Grow with
Confidence**



Forage cereals

The Barenbrug program of breeding and development that underlies the release of varieties is unmatched. New varieties are developed for tolerance to multiple grazing, high quality and high forage yields. Further evaluation in tough conditions means that these true forage cereals have the ability to perform as needed for the Australian grazing and forage industries.

Forage cereals are a group of species that are used for a specific seasonal grazing and/or fodder requirement. Whilst most cereals may offer some grazing or silage/hay making opportunity, true forage cereals are developed with traits that include:

- Rapid establishment
- Fast recovery from grazing
- Higher early season grazing yield
- Higher proportion of leaf over stem material
- Increased tillering capacity
- Generally higher feed quality and forage yield than grain-type cereals.

In most areas where winter feed with a subsequent fodder opportunity is needed, forage oats, triticale and barley may be planted from late summer through to mid-winter. Some oats and barley may also have application for late winter and early spring sowing in southern areas with excellent results. Where summer and early autumn feed is needed, forage sorghum and millet are also very useful options. These may also be conserved as silage or hay if required.

Forage cereals may play a significant role as a break crop as part of a pasture renovation program and at the same time provide a valuable feed source when other options may be unreliable. Cereal forage crops may be further enhanced by the inclusion of other species such as vetch, field peas, short-term ryegrass, annual clovers and forage brassicas.



Establishment

Forage cereals are well suited to sowing into either a prepared seed bed, or more commonly, by direct drilling into spray-fallows or crop residues. Consider the paddock history, or conduct a soil test to determine fertiliser requirement. However, a modest application of DAP or similar at the time of planting is usually beneficial. Consider the options for pre-emergent herbicides and insecticides where appropriate, as they will give the crop the best chance to out-compete pests. In heavy trash situations, incorporating an early application of a molluscicide for slugs or snails may be necessary.

Sowing depth should be between 10 – 35mm, although slightly deeper sowing is often still satisfactory. Assess the crop for weeds again when it has developed 3 – 4 true leaves and treat accordingly. Forage cereal crops are generally ready for a light first grazing when 20 – 25cm high, down to about 10cm. This will be around 6 – 8 weeks after sowing depending on conditions, and the crop can be allowed to re-grow for multiple subsequent grazings.

	500mm rainfall	600mm rainfall	700mm rainfall	800mm rainfall	Irrigation
Sowing rates kg/ha	40 – 60	70 – 90	80 – 90	80 – 100	100 – 120

Grazing management

True forage cereals are developed to withstand grazing pressure and can be grazed through winter, with minimal loss of total forage yield if grazed correctly. The crop should only be grazed when the roots have developed sufficiently to anchor the plants so that they will not pull out. This is generally the case once the crop has reached 25cm in height. Ideally the crop should be grazed before the first node has developed, to avoid the loss of the nodes and resulting tiller death. As a rough guide the crop should be grazed upon reaching a height of 25 – 30cm.

How hard to graze

Post-grazing height is critical in maintaining crop yield. The crop should be grazed to no lower than 10cm or just above the first node. If the first node is removed, regrowth will be significantly reduced as the removal of the node will result in the death of that tiller. True forage cereals do have the ability to re-tiller post-grazing. However, this regrowth will be slower than growth from established tillers, resulting in lost production.

Ongoing management

Rotational grazing is the best way to maximise crop production and the crop can be re-grazed each time it reaches 25 – 30cm in height. As the crop progresses, it is inevitable that the nodes will begin to rise and additional care must be taken to avoid over-grazing and tiller death. Grazing crops at these later stages of development will most likely reduce the yield at final harvest. Set-stocking of forage cereal crops will often give the best results for fattening cattle, particularly in northern Australia. For best results the stocking rate needs to be adjusted depending on the growing conditions and growth rate of the crop.

Adverse conditions

Grazing when the soil is very wet will likely result in crown and root damage, and recovery and total yield will be reduced. If conditions become very dry, grazing to 10cm to remove leaf tissue may aid survival by reducing evapotranspiration.



Cattle on wheat, southern NSW



Forage oats 60 – 120 kg/ha

Avena sativa

Forage oats are a broadly adapted and reliable winter forage crop and are the most widely used of the forage cereals. Easy to establish, they are the only true forage cereal that can be sown in late summer and early autumn, giving forage oats the highest potential yield of the forage cereals.

Forage oats have a winter habit – growth will slow over the colder months and are slow to establish if sown too late. They produce reasonably well from a late winter/early spring planting given a higher sowing rate. In southern Australia, barley yellow dwarf virus (BYDV) is a significant disease, limiting production in susceptible varieties.

Express

Forage oat



400+ mm



5.5 – 8.0



Most soil types


- Exceptional early vigour
- High winter and good overall yield
- High quality, leafy feed
- Excellent BYDV tolerance
- Suitable for grazing, silage and hay
- Suits southern climate zones
- Replacement for Mammoth.



Express - Yarram, VIC

Sorcerer


Forage oat



- Currently resistant to all Australian pathotypes of leaf-rust
- Reduced reliance on fungicide programs
- Quick to first grazing
- Semi-erect early growth habit to assist with grazing management
- Excellent recovery from grazing and cutting
- Medium-late maturity
- Bred, railed and selected in Qld & northern NSW for performance and local adaptation.

Warlock

Forage oat



- Highest forage yield of all varieties from the QLD DAF Forage Oat Breeding Program, 19% higher total yield than Genie and 7% over Wizard in four years of trials
- Early growth is quick and vigorous
- Similar appearance to Genie but slightly taller, higher tillering and later in maturity
- Excellent recovery from grazing
- Suits northern production zones.



Sorcerer - Darling Downs, QLD



Forage triticale 60 – 120 kg/ha

X *Triticosecale*

Combining the quality and yield of wheat and the broad adaptability of rye, triticale is an extremely hardy and adaptable species. It has good disease resistance and is suited to a wide range of climates and growing conditions including light, sandy soil. It can also tolerate acid soils and waterlogging better than other forage cereal species, and has a more developed root system, giving better suitability to light soils.

The reliable grain yield of triticale is the key factor in its use for whole crop silage production. With whole crop silage, the crop is taken through to near maturity and while other cereals lose feed quality rapidly after emergence and continue to fall, the feed quality of triticale improves as the grain fills.

Crackerjack 2

Forage triticale



450+ mm

4.8 – 8.0

Most soil types

- Mid/late maturity
- Stripe rust resistant
- Very high forage yield or whole crop silage option
- Excellent winter vigour
- Very good resistance to lodging
- Long and broad leaves
- Can be sown earlier than the original Crackerjack.



Crackerjack 2

Forage barley 60 – 120 kg/ha

Hordeum vulgare (H. distichum L)

Barley has fast establishment and high winter production. It is best suited to late planting situations where its quick early growth under cold conditions is an advantage over other forage cereals. Barley provides excellent forage for grazing, hay or silage, with good forage quality. The later planting window gives more flexibility with late finishing crops like maize and earlier finish gives the best chance of getting the summer crops sown early into adequate soil moisture.

Magnate Forage barley



450+ mm

5.4 – 8.0

Most soil types

- Up to 11% total yield improvement over Dictator 2
- Improved early vigour and recovery from grazing
- Improved winter and early spring feed – when it's needed most
- Erect growth habit for high utilisation and harvest recovery
- Awnless (hooded) variety for better stock acceptance
- White seeded, two-row variety to assist with reduce contamination concerns in barley cropping areas
- Developed and selected in and for southern Australian forage systems.



Magnate - Howlong, NSW

Tycoon

Forage barley



450+ mm



5.4 – 8.0



Most soil types

- Up to 15% total yield improvement over Dictator 2
- Greater early vigour and recovery from grazing
- Improved winter and early spring feed – when it's needed most
- Erect growth habit for high utilisation and harvest recovery
- Awn-less (hooded) variety for better stock acceptance compared to Mackay and Shepherd
- White seeded, two-row variety to assist with reduced contamination concerns in barely cropping areas
- Highly resistant to leaf rust, moderately resistant to powdery mildew
- Not suited to southern Australia due to susceptibility to scald (from Howlong trials)
- Bred, developed, and selected in Queensland for local conditions.

Forage wheat 60 – 120 kg/ha

Triticum aestivum

Long-season wheat varieties offer high quality winter grazing with the potential for silage. Awnless varieties are also suitable for hay. Einstein wheat (p.225) is a suitable variety for grazing, grain, silage or hay. Dry matter yield through autumn and winter is typically less than the potential offered by other cereal species.

Cereal rye (ryecorn) 40 – 60 kg/ha

Secale cereale

Rye has the potential for quick winter feed for a late sowing window, and may be used as a cover crop in some lighter-soil situations. Feed value declines rapidly from late winter and rye crops should be terminated before spring, as silage or hay have poor stock acceptance, very high fibre and little feed value.



Tycoon - Kyogle, NSW



Summer forage

Grow with Confidence



Forage sorghum 4 – 25 kg/ha

Sorghum spp.

A warm-season, annual grass used for strip grazing, silage and hay, capable of very high yields under the right conditions. Irrigation usually essential for best performance. There are many varieties, hybrids and sub-types — select with care to suit your conditions. In southern Australia, cool tolerant varieties should be used. It should be sown when soil temperature is over 16°C and rising. Crops less than 100cm high, or under drought or other stresses, may create issues with prussic acid poisoning, depending on the condition of the crop and the variety.

Hybrid forage sorghum

- Typically fast to graze: 7 to 8 weeks
- Prussic acid risk
- Medium stem thickness.

Sudan grasses

- Lower yield than hybrid forage sorghums
- Fine stems
- Quicker initial growth
- Lower prussic acid risk.

Sweet sorghum

- Retain feed value and palatability as they mature
- Thick stems
- Higher levels of prussic acid during early growth
- Used for silage and stand-over feed.



Revolution BMR - Comet, QLD



Sudan x sudan grass

Nudan

Forage sorghum



350+ mm



4.8 – 8.5



Most soil types

- Lower prussic acid levels
- Fine stemmed for quicker dry down after cutting
- Excellent leaf to stem ratio resulting in reduced wastage
- Rapid regrowth and recovery
- Ideal for intensive grazing for sheep and cattle
- Well suited to earlier grazing
- First choice for quality hay production.

BMR sorghum x BMR sudan

Revolution BMR

Forage sorghum



350+ mm



4.8 – 8.5



Most soil types

- Superior 12 gene BMR release
- Extremely vigorous hybrid well suited to early sowing
- Lower prussic acid levels - recommended for early grazing
- Fine stemmed and very leafy ideal for hay making and silage
- BMR technology may boost weight gain and milk production by around 20%
- Contains lower amounts of lignin.

Sorghum x sudan grass

Lush

Forage sorghum



350+ mm



4.8 – 8.5



Most soil types

- Lower prussic acid levels
- Fine stemmed, especially at higher planting rates
- Very leafy forage with excellent leaf to stem ratio
- Suits intensive grazing and high stocking rates
- Ideal for early grazing
- Makes excellent hay due to high leaf ratio and regrowth ability
- Sweet sorghum x sweet sorghum.

Sweet sorghum x sweet sorghum

Hunnigreen

Forage sorghum



350+ mm



4.8 – 8.5



Most soil types

- High energy feed with superior sugar content
- Quality increases with maturity
- Excellent standover feed for late grazing into autumn and winter
- Late flowering reduces ergot risk
- Suitable for grazing and some hay making situations
- Excellent for silage
- Leafy with excellent palatability
- Can be grazed all summer.



Nudan - Lue, NSW



Forage millet 4 – 25 kg/ha

Millet is used as a fast, reliable summer forage that may also be taken for silage or hay. Usually sown in late spring as millet does not tolerate frost. Often used as a summer forage or hay/silage crop in summer irrigated areas. It can be sown alone or mixed with rape, turnips or chicory. Ready for grazing in about 6 – 8 weeks after sowing. Millet is very palatable and free of prussic acid.

Pearl millet (Maxa)

Pennisetum glaucum

Pearl millet has the capacity to grow very high forage yields. It is the preferred option for the warm subtropical and tropical north as pearl millet generally well-out performs Japanese types. Pearl millet should be sown at a soil temperature of 16°C and rising, preferable 18°C.

Japanese/Shirohie millet

Echinochloa esculenta

A warm-season, fast growing annual grass. Needs soil temperatures of 14°C and rising for good germination. Often grain-producing varieties are referred to as 'Jap' Millet. The variety Shirohie has improved forage attributes and is the most widely used for grazing and fodder. It is also the most useful variety for southern areas.

Siberian millet

Echinochloa frumentacea

A warm-season, slower-maturity species with a more prostrate habit. It has a high tiller density and recovers well from grazing or machine harvesting. Siberian millet should be sown once soil temperatures are over 16°C and is most suitable for areas with a mild start to spring and long, warm summers.

Teff grass 10 – 25 kg/ha

Eragrostis tef

Teff is a warm-season, annual small-grained cereal, valuable as grazing, hay or as a green manure option.

Teff suits warm summer areas, requiring a soil temperature of 16°C and rising, or preferably at least 18°C for reliable germination.

Sow at 5 – 10mm depth into a firm seed-bed. Use lower rates for marginal and dryland areas or oversowing, and higher sowing rates where good growth yield are anticipated. Teff will respond well to fertiliser strategies similar to that for forage sorghum or millet.

Under suitable growing conditions, teff will offer a first graze or harvest in around 7 – 8 weeks after sowing, and two, three or four harvests in a season are possible. It is best harvested at the early boot stage, prior to ear emergence to ensure feed quality is retained and aid re-growth potential. The crop responds and rebounds well if mower cutting height is restricted to no lower than 15cm. Teff is also a good option for spring oversowing of lucerne in warmer areas.

Barmoxie

Teff grass



300+ mm



5.5 – 7.5



Most soil types

- Versatile summer forage crop
- High palatability and good forage quality
- Fine stemmed for good hay features
- Rapid re-growth under favourable conditions
- Wide adaptation and good drought tolerance
- No known toxicities or anti-nutritional properties
- Highly suited to double-cropping in winter crop rotations
- Responds well to irrigation.

Warm season forage legumes

A number of predominantly annual forage legumes species are in this group the includes cowpea and lab lab (dolichos). These species are usually sown late spring and used as a fast summer feed option, green manure crop, crop rotation option or even for grain production. They are suitable as a companion legume with millets and forage sorghums, often grown in combination together to take advantage of nitrogen fixing abilities and to improve feed quality. Unlike forage sorghums, forage legumes have no prussic acid poisoning risk. These species are commonly grown in mixed cropping-livestock systems in northern Australia and as a legume ley in sugarcane systems to address soil fertility decline. Should be sown at a soil temperature of 16°C and rising, preferable 18°C.

Lablab 15 – 30 kg/ha

Lablab purpureus

Lablab is a high yielding forage legume sown for grazing and as a break crop in sub-tropical and tropical farming systems. Lablab is non-bloating and produces high quality feed. Can be sown as a companion species with forage sorghums to provide a mixed forage system and take advantage of nitrogen fixation and feed quality improvement. Drought tolerant once established, Lablab can be grazed, harvested for hay or used as green manure. Has greater tolerance of lower temperatures than cowpea. The variety Highworth is earlier flowering and avoids most frosts, Rongai is later flowering and seed production is often affected by frosts in most cropping regions.

Lablab **Sustain LS®**



300 mm
(in crop)



5.5 – 8.5



Most soil
types


- Improved Rongai dolichos lablab type
- Late maturity
- Higher leaf density than standard varieties
- Reduced vine thickness to standard types
- More seeds per kilogram
- Ideal companion legume species option.

Cow peas 10 – 20 kg/ha

Vigna unguiculata

Black Stallion

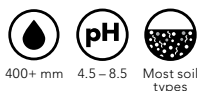
Cowpea



A new dual purpose summer forage and grain cowpea variety. Black Stallion is later flowering than Red Caloona, providing a longer production season, giving more feed. This variety produces high seed yields and is tolerant of drought, heat and moisture stress. Multi-grazing ability and fast 'bounce back' provides higher forage yields. Ideal low bloat risk summer forage legume option for crop rotations, green manure and grain production. Suitable as a companion legume with millet and forage sorghum.

Ebony

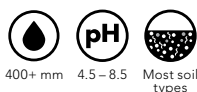
Cowpea



An extremely versatile summer forage providing good grazing, hay and silage options. Later-maturing forage cowpea type that has improved root and stem rot resistance and a longer growing season. Great source of nitrogen fixation in summer rotation. Low bloat risk. Highly suited to coastal high rainfall areas, irrigation and dairy farms. Ideal for producing high quality summer finishing feed. Nil prussic acid poisoning issues. Suitable as a companion legume with millet and forage sorghum or as a green manure crop (ideal for sugarcane rotation).

Red caloona

Cowpea



A dual purpose summer forage option that can be grown for grazing or grain production. Red Caloona is an earlier maturing variety, an ideal option as a fast feed and fattening crop, while being low bloat risk. Red Caloona has good resistance to phytophthora root rot, but as it matures more quickly may not produce as much forage. Excellent rotation and green manure crop option.



Tropical pasture grasses

**Grow with
Confidence**



Tropical pasture grasses

Tropical grasses are widely adapted to northern Australian pasture systems. In most northern pasture systems, unimproved or native grasses have a very limited window of feed quality (4-6 weeks) after the start of the growing season. These species quickly lose quality as they turn reproductive with protein, energy and overall digestibility dropping rapidly.

Improved tropical cultivars have been bred and selected for significant increase in attributes to increase productivity and provide feed quality for longer.

- Significant improvement in feed quality
- Seasonal length & seasonal yield
- Unmatched DM yield capacity.

C4 grasses are scientifically proven to be more water use efficient compared to their C3 (temperate) counterparts. Improved leaf production and plant water use efficiency in C4 species is due to both higher photosynthetic rates per unit leaf area and lower stomatal conductance. This allows them to have not only active growth at higher temperatures, but adaptations that reduce water loss from stomata during active photosynthesis.

Tropical grasses are known for their toughness, and resilience which is matched to the harshness experienced in the northern Australian pastoral zone.



Endura - Lilyvale, QLD

Endura Rhodes®

Diploid Rhodes grass



500+ mm



5.0 – 8.0



Light to heavy

- Newest released genetically improved variety
- Diploid Rhodes grass type, with late flowering
- Unmatched improvement in feed quality over Katambora, and Callide, allowing for higher weight gains
- High leaf and fine stem production, for great palatability and excellent hay dry down
- Superior cold tolerance and suitability to wider and tougher environments
- Aggressive, spreading, stoloniferous growth habit
- Nematode resistant – ideal rotational strategy option.

Katambora

Diploid Rhodes grass



450+ mm



5.5 – 8.0



Wide range

- Early flowering, diploid type
- Common variety surpassed by Endura in adaptation and feed quality
- Known to have lower palatability and stock acceptance.



Mariner

Tetraploid Rhodes grass



650+ mm

5.5 – 8.0

Light to heavy

- Later flowering than other tetraploid types
- Exceptional annual and long term yield improvements over Callide
- Significant feed and hay quality, with lower NDF compared to Callide and Katambora, resulting in better animal performance
- Performs in a wider range of environments compared to Callide
- Aggressive, spreading, stoloniferous growth habit
- Highly suited to both grazing and hay making.

Callide

Tetraploid Rhodes grass



650+ mm

5.5 – 8.0

Wide

- Earlier flowering tetraploid type
- Superseded by Mariner for yield and quality attributes
- Limited area of adaptation compared to diploid rhodes grasses and when compared to Mariner rhodes.



Mariner - Central QLD

Megamax®059

Panic grass



550+ mm



5.0 – 8.0



Wide range

- Increased yield and feed quality over all other panic grasses including Gatton and Green panics
- Long term persistent panic that has good drought recovery
- Wider area of adaptation compared to other panic grasses, and more reliable in lower rainfall environments than Gatton Panic
- Exceptional cold tolerance and production early and late in the growing season
- Increased weight gains and production capacity with increased feed quality over other panic grasses.

Gatton Panic

Panic grass



650+ mm



5.0 – 8.0



Fertile/
lighter

- Has a good level of shade tolerance
- More vigorous and drought tolerant than Green panic, however requires more rainfall than Megamax059™
- Suited to more fertile, higher rainfall areas.

Bambatsii Panic

Panic grass



500+ mm



5.0 – 8.0



Clay

- High yielding clumping grass, suited to heavy clay soils
- Tolerates saline soils, waterlogging, drought
- Very persistent, with very large crown structure that has ability to withstand heavy grazing.

Green Panic

Panic grass



650+ mm



5.5 – 8.0




Fertile/
lighter

- A very palatable tropical species, with good shade tolerance
- More suited to higher rainfall regions and fertile well drained soils
- Not tolerant of heavy grazing.

Lakota

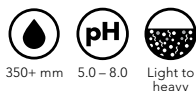
Buffel grass



- Higher forage yield than Gayndah or USA buffel
- Higher leaf to stem ratio and greater persistence over commercial buffels
- Buffel leaf blight resistant
- Highly productive in a range of soil types
- Cold and frost tolerance for western regions
- Exceptional winter bounce back and longer growing season.

Biloela

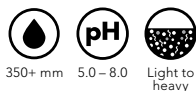
Buffel grass



- Taller, more robust buffel, later maturity
- Suited to heavy soil types
- Greater drought tolerance.

Gayndah

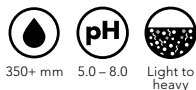
Buffel grass



- Finer, medium height buffel that establishes readily
- Adapted to a wide range of soil types, medium maturity
- Good stock tolerance.

USA

Buffel grass



- Fine stemmed, medium height, dense variety
- Early maturity, purple flowers
- Suitable for lighter-textured, well drained soils.

New release

Tauro™

Hybrid Brachiaria



700+ mm



4.5 – 8.0



Wide range

- Highly productive – can sustain very high stocking rates
- Exceptional feed quality, increasing weight gain and speed to finishing
- Suits most soil types and tolerates acid and high Al levels
- Strong persistence, even under seasonally dry conditions
- Extremely good stock acceptance and high palatability
- Maintains green leaf of relatively high nutritional value into seasonally dry periods
- Highly suited to rotational grazing and finishing operations.

Creeping Bluegrass

(Bisset/Hatch)



600+ mm



5.0 – 8.0



Wide

- A hardy bluegrass grass blend that will invade speargrass and establish on a range of soil types
- Bisset is finer leaved and roots down more strongly than Hatch
- Good for erosion control
- Hatch has good drought tolerance.

Floren Bluegrass



550+ mm



5.0 – 8.0



Basaltic

- Thrives on heavy soils and periodic inundation
- Forms large tussocks and will compete with weeds once established
- Highly palatable.

Indian Bluegrass

(Keppel)



600 – 900
mm



5.5 – 8.5



Sandy -
loamy

- A hardy, free seeding plant
- Tolerant of heavy grazing
- Suitable for permanent pasture on poorer soils
- Produces good quality forage.

Humidicola

Tully grass



1000+ mm



5.0 – 8.0



Wide
Range

- Highly stoloniferous and can tolerate prolonged waterlogging
- Vigorous and dense mat forming growth habit
- Withstands heavy grazing with minimal weed invasion.

Premier

Digit grass



500+ mm



5.5 – 8.0



Light

- Highly productive, robust tufted perennial that is palatable and persistent
- Well adapted to inland regions with lower rainfall and has some frost tolerance
- Drought, fire and cold tolerance
- Low in oxalate.

Splenda

Setaria



800+ mm



5.0 – 7.0



Wide
range

- Hardy, high yielding and later maturing. Suited to the sub-tropical regions
- Very palatable. May be heavily grazed without risk of plant death
- Relatively frost tolerant, withstands waterlogging.

Purple Pigeon Grass



500 – 1200
mm



5.5 – 8.5



Fertile
Loams

- Large, vigorous seed with excellent heavy clays establishment
- Easy to establish on heavy, black cracking-clay soils
- Suited to heavier soils
- Withstands waterlogging and drought tolerant
- High growth rate.

Dilatatum

Paspalum



750+ mm



4.5 – 8.0



Fertile

- Palatable, tufted perennial grass
- Best suited to high fertility soils, moderate frost tolerance
- Good grazing tolerance, with quick return after grazing.

Wettsteinii

Paspalum



750+ mm



4.5 – 8.0



Fertile

- Palatable, productive perennial with a stoloniferous habit
- Tolerant of a wide range of soils including poor drainage
- Moderate frost tolerance, good flooding and is shade tolerant.

Signal Grass

Brachiaria



800+ mm



4.5-7.0



Wide
range

- Forms a dense, high yielding sward, tolerates heavy grazing
- Has an aggressive stoloniferous root system and long trailing stems
- Best suited to humid tropical, high rainfall regions.

Sabi Grass

Urochloa



500+ mm



5.0 – 8.0



Wide
range

- Palatable, hardy and quick to establish perennial tropical grass
- Well suited to the dry tropics
- Responds well to rainfall and grows in a range of well drained soil types.

Mitchell Grass



250 – 550
mm



7.0 – 8.5



Cracking
Clays

- Fast responsiveness to rainfall following heavy grazing
- Tolerant of heavy grazing
- Hardy grass – excellent drought tolerance for marginal country
- Drought dormancy allows survival during extended dry periods
- Generally restricted to alkaline clay soils.

Consol

Love grass



350+ mm



5.0 – 8.0



Light

- Highly persistent on light sandy soils
- Tolerant of low pH and high exchangeable aluminium
- Requires intensive grazing management to maintain feed quality.



Sabi grass - Central QLD

Jarra

Finger Grass



600 -
900+mm



5.5 - 8.5



Sandy -
Loamy
clays

- Dark green, purple in appearance and hairy
- Better suited to lighter textured soils, including sands
- Suited to semi-arid to wet equatorial areas
- Vigorous, creeping perennial that spreads via runners
- Will persist under heavy grazing due to stoloniferous growth habit.

Guinea Grass



900+mm



6.0 - 9.0



Wide
range

- Primarily grown in wet and seasonally dry tropics
- Performs best on deep, fertile, moist soils
- High production potential producing leafy, quality feed readily eaten by livestock
- Shade tolerant.



Tropical grass sowing guide

Variety	Rainfall (mm)	Preferred Soil Type	Water-logging	Frost tol.	Drought tol.
Bambatsii Panic Grass	500	Clay loams	Good	Good	V.Good
Buffel Grass - USA, Gayndah, Biloela, Lakota	350	Light to medium soil types, however, Biloela tolerates heavier soil types	Poor	Poor to Fair	V.Good
Consol Lovegrass	350	Light soils	Poor	Fair	Good
Creeping Bluegrass - Bisset - Hatch	600	Wide ranging, tolerates lower fertility	Poor	Fair	Fair
Floren Bluegrass	550	Basaltic clays and heavy alluvial soil	Good	Fair	Fair
Guinea Grass	900	Wide ranging fertile soils	Fair	Fair	Good
Humidicola - Tully Grass	1000	Varying, tolerates lower fertility	Good	Poor	Fair
Indian Bluegrass - Keppel	500	Varying	Poor	Fair	V.Good
Kikuyu Grass - Whittet	1000	Red loams and basaltic soils	Good	Good	Fair
Mitchell Grass - Curly	250	Alkaline, cracking, poor clays	Poor	Poor	V.Good
Panic Grass - Megamax® 059	450	Deep fertile, loams	Poor	Fair	Fair
Panic Grass - Green - Gatton	650	Fertile and lighter	Poor	Fair	Fair
Paspalum*	750	Fertile soil types	Good	Good	Fair
Premier Digitaria	500	Lighter soil types	Poor	Fair	V.Good
Purple Pigeon Grass	600	Self-mulching clays	Good	Good	V.Good
Rhodes Grass - Endura®, Katambora, Callide, Mariner	650	A wider range of light to medium soil types	Fair	Fair	Fair
Setaria Grass - Splenda, Narok	800	Varying	V.Good	Good	Fair
Signal Grass*	800	Varying	Fair	Poor	Good
Urochloa - Sabi Grass	500	Varying	Fair	Poor	Good

*Available as bare seed only



Planting Rate (kg/ha)

Marginal Dryland	Good Dryland	Irrigated	Comments
3 – 5	8 – 12	12 – 15	Cool season greenness, tolerates heavy grazing, heavy black soils, periodic waterlogging and saline areas.
4 – 6	8 – 12	12 – 15	Most widely planted sub-tropical grass in northern Australia, hardy and productive with high fertility.
4 – 6	8 – 12	12 – 15	Highly persistent on light, sandy soils. Not highly palatable.
6 – 8	10 – 12	12 – 15	A hardy grass that will invade speargrass and establish on clays. Bisset is finer leaved and roots down more strongly than Hatch. Good for erosion control.
2 – 3	6 – 8	10 – 12	Used to re-grass flood plains colonised by Lippia.
2 – 6	8 – 10	12 – 15	Short to medium variety with finer stems and higher quality. Highly productive with excellent cool season tolerance.
4 – 6	8 – 12	12 – 15	Adapted better to wetter, lower lying areas than signal grass. Will invade and outcompete giant rats tail grass.
4 – 6	8 – 12	12 – 15	A hardy, free seeding plant spread widely throughout Northern Qld and Central Qld.
2 – 3	8 – 12	12 – 15	Has high fertility requirements and does best in moist and elevated, fertile basaltic tablelands.
3 – 6	8 – 10	12 – 15	Most palatable Mitchell grass variety. Summer rainfall dominant species tolerant of heavy grazing. Excellent option to provide bulk during the dry (non-growing) winter season.
3 – 6	10 – 12	12 – 15	Improved persistence over other panic grasses with increased forage quality and cool season growth.
3 – 6	10 – 12	12 – 15	Grows best on high fertility soils. Gatton panic grass tolerates textured soil types and shade, but can be preferentially grazed. Green panic grass is more tolerant of shade.
2 – 5	8 – 12	12 – 15	Palatable, tufted, grazing tolerant perennial grass best suited to higher fertility, high rainfall areas.
4 – 6	8 – 12	12 – 15	Perennial tufted grass suited to acidic, sandy soils of low fertility.
4 – 6	8 – 12	12 – 15	Medium-term perennial suited to self-mulching clays.
5 – 7	8 – 12	15 – 20	The latest released Endura® variety exhibits excellent spreading, a higher leaf to stem ratio and is later flowering compared to Katambora. Callide is a productive tetraploid, palatable grass suited to fertile soils and higher rainfall environments. NB: All Rhodes grasses are quick to establish and have moderate salt tolerance.
2 – 6	8 – 12	12 – 15	Hardy and palatable coastal grass well suited to sub-tropical regions.
2 – 6	8 – 10	12 – 15	Valuable grass in the wet tropics, when nitrogen fertilised.
2 – 6	8 – 10	12 – 15	Low growing, tufted, stoloniferous, perennial grass with a creeping growth habit. Used in tropical cattle grazing systems, roadside stabilisation, erosion control and mine rehabilitation.





Tropical pasture legumes

**Grow with
Confidence**



Tropical pasture legumes

Tropical legumes are an important inclusion in any tropical pasture improvement program. Tropical legumes naturally have higher heat and drought tolerance, which allows for better persistence in tougher northern environments. Tropical legumes can have the largest increase on a pastures productivity, allowing for the following benefits

- Increased nutritional benefits (protein & digestibility)
- Increase in soil health and fertility, fixation of nitrogen lifting pasture overall productivity
- Economical & environmental benefits, of quicker turn off times and reduced GHG emissions

Aside from feed quality, adding legumes to diversify your pasture also has many soil health, fertility and environmental benefits. Some tropical legumes have been found to contribute to reduced greenhouse gas emissions, particularly methane through the natural compounds the plants contain.

New tropical legumes are bred and selected for a range of productivity gains which include:

- Tolerance to problem diseases
- Increased DM yield and grazing persistence
- Increased environmental adaptability

There are a range of tropical legume species and cultivars that have specific fits into improved pasture systems.



Presto

Burgundy bean



400+ mm

4.5 – 8.0

Light to heavy

- Hardy, non-bloating tropical and sub-tropical legume
- Companion legume for tropical grasses to improve feed quality
- Recruits readily from seed and regenerates from the crown
- Highly palatable – live weight gain up to 1.0Kg/head/day+
- Drought and cold tolerant.

Ray Desmanthus®

Desmanthus



400+ mm

6.5 – 9.0

Medium to heavy

- Highly palatable, non-toxic tropical legume (no mimosine)
- Ideally suited to heavy clay soils
- Exceptional persistence – recruits readily from seed and regenerates from the crown
- Drought tolerant – deep tap rooted perennial able to access moisture
- Tolerant to frost and heavy grazing
- No requirement for height management.

Spellgrazer

Desmanthus



AgriCOTE 400+ mm

4.5 – 9.0

Medium to heavy

- Highly palatable blend of early flowering and high yielding varieties
- Inoculated with specific compatible rhizobia strain to enhance N fixation
- Highly productive in heavy clay soils
- Exceptional persistence — robust, woody base and protected main growing crown
- Drought tolerant — deep tap rooted perennial able to access moisture
- Suitable for addition to stock licks and supplements.

Mega Stylo Mix

High protein legume mix



350 –
450+ mm



4.5 – 8.0



Many soil
types

- Environmental adaptability and disease resistance advantages
- High protein legume mix ideal for northern Australian conditions
- Balanced combination of Caribbean and Shrubby stylo species.

Siran

Stylo Shrubby



400+ mm



5.4 – 8.0



Many soil
types

- An erect shrubby perennial that can grow up to two metres tall
- Exhibits greater anthracnose tolerance than Seca
- Widely adapted and can persist under heavy grazing
- Shows good tolerance to drought and is suited to a wet-dry climate
- Produces large quantities of highly nutritious feed for the dry season.

Seca

Stylo Shrubby



450 – 1500
mm



4.5 – 8.0



Many soil
types

- Shrubby stylo type with single gene resistance to anthracnose
- Widely adaptable tropical legume
- Tolerates marginal areas and soils low in phosphorus
- Tolerant of heavy grazing
- Well suited to extensive grazing.

Amiga

Stylo Caribbean



400+ mm



5.4 – 8.0



Many soil types

- Highly palatable and persistent, improved Verano-type stylo
- Suited to cooler, more arid regions of the tropics
- Easy to establish, produces an abundance of seed
- Exhibits greater anthracnose tolerance than Verano
- Exceptional tolerance to drought conditions.

Milgarra

Butterfly pea



500 – 1500 mm



4.5 – 8.7



Most soil types

- Easy to establish and persistent non-bloating tropical legume
- Tolerant of heavier clay soils
- High palatability, digestibility and protein content
- High forage and seed production ability
- Fixes nitrogen – improves soil fertility.

Cavalcade

Centro



700 – 1500 mm



5.0 – 8.5



Wide ranging

- Fast growing twining, climbing, annual tropical legume
- Suited to higher rainfall areas with pronounced wet and dry seasons
- High forage and seed yields
- High quality feed and high palatability
- Suitable in pastures for grazing and hay production
- Can withstand periods of heavy grazing.

Glycine (Tinaroo/Cooper)



700 – 1000
mm



5.0 – 8.5



Well
drained

- Productive, palatable and persistent climbing deep rooted legume
- Tinaroo pushes longer into cooler months but slower to establish
- Cooper faster establishing, tolerates drought and waterlogging better than Tinaroo
- Combines well with both creeping and tussock grasses
- Highly palatable and well eaten throughout the growing season.

Greenleaf *Desmodium*



900+ mm



5.0+



Most soil
types

- Trailing, vine type, perennial legume with a strong taproot
- Sub-tropical – grows well into cool season
- Good early and late season growth
- Shade and frost tolerant
- Combines well with both creeping and tussock grasses.

Aztec Atro *Siratro*



700 – 1500
mm



6.5 – 8.0



Most soil
types

- Drought hardy, non-bloating, highly palatable tropical legume
- Highly productive and persistent with ideal grazing management
- Widely adapted to soils of different textures and pH levels
- Moderately tolerant of saline soils
- Intolerant of flooding or waterlogging
- Aztec variety has improved rust resistance over Siratro.

Shaw

Creeping vigna



1100+ mm



4.5-7.0



Sandy -
light clay

- Highly digestible and productive perennial
- Requires rainfall above 1100mm
- Very persistent under heavy grazing
- Well adapted to acid soils
- Shade tolerant.

Wynn

Cassia



450-
1500+
mm



4.5-7.0



Sands-
sandy
loams

- Hardy, persistent tropical legume
- Grows in soils of low fertility
- Rapid establishment and spread
- High seed producer
- Adapted to acid soils.

Leucaena



650 - 1500
mm



7.0 - 8.5



Well
drained

- Highly productive and persistent, with very high nutritive quality
- Extremely drought tolerant
- Retains leaf during dry periods
- Combines well with tropical grasses.

Tropical legume sowing guide

Variety	Rainfall (mm)	Preferred Soil Type	Water-logging	Frost tol.
Burgundy Bean (Presto)	400	Light-Heavy	Fair	Fair
Centro (Cavalcade)	800	Fertile soil types	V.Good	Poor
Desmanthus - Ray Desmanthus®, Marc	500	Medium-Heavy	Poor	Fair
Glycine (Tinaroo/Cooper)	750	Medium-Heavy	Poor	Fair
Greenleaf Desmodium	500	Light-Medium	Good	Fair
Joint Vetch (Glenn/Lee)	1200	Light-Heavy	V.Good	Poor
Leucaena (Cunningham)	600	Well drained, fertile	Poor	Fair
Milgarra Butterfly Pea	550	Medium-Heavy	Fair	Poor
Shaw Creeping Vigna	1200	Medium-Heavy	Good	Poor
Siratro (Aztec Atro)	700	Medium-Heavy	Fair	Poor
Stylo Caribbean (Verano/Amiga) – Hamata type	400	Light	Fair	Fair
Stylo Fine Stem	700 – 900	Light-Medium	Poor	Fair
Stylo Shrubby (Seca/Siran) – Scabra type	350	Light	Fair	Poor
Wynn Cassia	400	Light-Medium	Poor	Fair

Suggested sowing rates for straight legume pastures or legume dominated stands:

- Marginal Dryland: 6 – 8 kg/Ha
- Good Dryland: 10 – 12 kg/Ha
- Irrigated: 22 – 25 kg/Ha



Planting Rate (kg/ha)

Drought tol.	Oversow / mix	Planting Time
Good	3 – 4	Spring/Summer
Good	3 – 8	Spring/Summer
Good	2 – 4	Spring/Summer
Good	3 – 8	Spring/Summer
Poor	2 – 4	Spring/Summer
Poor	2 – 4	Spring/Summer
V.Good	4 – 6	Spring/Summer
Good	4	Spring/Summer
Poor	1 – 2	Spring/Summer
Good	3 – 8	Spring/Summer
Good	1 – 5	Spring/Summer
V.Good	2 – 5	Spring/Summer
V.Good	1 – 5	Spring/Summer
V.Good	2 – 5	Spring/Summer



Meatmaster Slopes & Plains - Warialda, NSW



Tropical pasture blends and mixes

**Grow with
Confidence**



Tropical Meatmaster® blends

Meatmaster Prime Pasture



AgriCOTE



650+ mm



5.5-8.0



Heavy

This mix is suited to the heavier black, self-mulching and grey-cracking flood plain soil types. The productivity of Endura Rhodes®, Bambatsii and Megamax®059 is enhanced by the adaptation to heavy soil types. The late season of the grasses is complemented by a legume component to keep protein in the pasture and nitrogen cycling. This is a very productive mix for finishing cattle in summer, whilst building a large volume of good standover feed for the winter months.

Variety	Species	%
Endura Rhodes®	Rhodes grass	30
Megamax®059	Panic grass	20
Bambatsii	Panic grass	20
SARDI-Grazer	Lucerne	10
Medic Mix	Medic	10
Presto	Burgundy bean	10

Sowing rate: 15-25 kg/ha

Meatmaster Big Beef Blend



AgriCOTE



650+ mm



5.5-8.0



Alluvial

Developed for medium black to red chocolate soils. The productivity of Endura Rhodes® and Megamax®059 is enhanced by creeping bluegrass, with its stoloniferous growth pattern allowing good ground cover that may improve moisture holding capacity. The mix of both winter and summer active legumes enables the feed gap to be filled over winter.

Variety	Species	%
Endura Rhodes®	Rhodes grass	30
Megamax®059	Panic grass	25
Bisset/Hatch	Bluegrass	15
SARDI-Grazer	Lucerne	20
Presto	Burgundy bean	10

Sowing rate: 15-25 kg/ha

Meatmaster Premium Coastal Mix



AgriCOTE



800+ mm



4.5 – 7.0



Wide range

This coastal beef blend is well suited to tropical and sub-tropical regions and consists of hardy and palatable grasses.

Variety	Species	%
Mariner	Rhodes grass	45
Splenda	Setaria	20
Signal Grass	Brachiaria	20
Presto	Burgundy bean	10
Greenleaf	Desmodium	5

Sowing rate: 15-30 kg/ha

Meatmaster Western Light Soil Mix



AgriCOTE



350+ mm



4.5 – 8.0




Light

A blend of USA buffel for lighter country and Gayndah buffel for the red/grey loams. The use of sabi grass for vigorous establishment plus stylos and burgundy bean complement the mix, enabling protein levels to be maintained in the dry winter. This mix will cover lighter soils encountered in the western Queensland area in the 350 – 450 mm rainfall category.

Variety	Species	%
USA	Buffel grass	30
Gayndah	Buffel grass	30
Presto	Burgundy bean	10
Mega Stylo Mix	Stylo	15
Sabi Grass	Urochloa	15

Sowing rate: 6-15 kg/ha

Meatmaster Western Heavy Soil Mix




Developed for medium to heavy textured clay soils such as brigalow clays, open downs and heavier alluvial soils. This mix contains species that are tolerant of sodic and alkaline soil conditions commonly found in heavy soil types.

The productivity of Endura Rhodes[®] combined with the production output from Biloela and Bambatsii adaptation abilities to soil type, help further bolster this tropical mix. Addition of two tropical legumes suitable for heavier soils helps to supply companion grasses with nitrogen and improve the feed quality of the improved pasture.

Variety	Species	%
Bambatsii	Panic grass	25
Endura Rhodes [®]	Rhodes grass	25
Biloela	Buffel grass	25
Presto	Burgundy bean	15
Spellgrazer Desmanthus [®]	Desmanthus	10

Sowing rate: 6-15kg/ha

Meatmaster Light Soil Allgrass



This mix is suited to the red loam and harder cropped out soils of northern New South Wales and Queensland. Combining productivity, persistence and late season stay-green of Premier digit grass with green leafy growth of Megamax[®]059 and the ground cover on harder scald areas of Endura Rhodes[®] grass. Ideally sown in spring after a cereal grazing crop or direct drilled into a weed-free paddock.

Variety	Species	%
Endura Rhodes [®]	Rhodes grass	25
Premier	Digit grass	45
Megamax [®] 059	Panic grass	30

Sowing rate: 8-15 kg/ha

Meatmaster Slopes and Plains Allgrass



AgriCOTE



550+ mm



5.0 – 8.0



Medium

Developed for the medium black to red, chocolate soils of New South Wales slopes and plains. Bambatsii and Megamax® 059 panic grass combine for soft, leafy, productivity on the heavier soils, with Premier digit grass and Endura Rhodes grass performing and persisting on the lighter rises.

Variety	Species	%
Endura Rhodes®	Rhodes grass	15
Premier	Digit grass	40
Bambatsii	Panic grass	25
Megamax®059	Panic grass	20

Sowing rate: 8-15 kg/ha

Meatmaster Flood Plain Allgrass



AgriCOTE



500+ mm



5.0 – 8.0



Wide range

This blend is suited to the heavier, black self-mulching and grey-cracking flood plain country. The productivity of Endura Rhodes® and panic grasses is enhanced by the black soil adaptation of Floren bluegrass, increasing persistence and ground cover in very wet or dry conditions. A very productive mix for finishing cattle in summer or building a large volume of good standover feed.

Variety	Species	%
Endura Rhodes®	Rhodes grass	30
Bambatsii	Panic grass	40
Floren	Bluegrass	30

Sowing rate: 8-15 kg/ha

Meatmaster North West Mix



AgriCOTE



350+ mm



5.0 – 8.0



Wide
range

Developed for extensive grazing systems across the western districts of northern Australia, typically with monsoonal rainfall (350+). This mix is ideal for graziers looking to add improved pasture species and tropical legumes into their existing native grass strand, or to renovate new or existing ground. This mix includes a blend of USA buffel for lighter country and Gayndah buffel for the red/grey loams. The use of silk sorghum and sabi grass aids vigorous establishment and fast green feed cover. The addition to stylos offer greater disease resistance, persistence and soil type adaptability, while Wynn cassia provides late season legume rich feed heading into winter.

Variety	Species	%
Buffel Mix	Buffel grass	50
Mega Stylo Mix	Stylo	20
Sabi Grass	Urochloa	15
Silk	Sorghum	10
Wynn	Cassia	5

Sowing rate: 8-15 kg/ha



Meatmaster Light Soils Mix - Emerald, QLD

Equimaster Premium Horse Blend



AgriCOTE



650+ mm



5.0 – 8.0



Wide range

Specifically for the horse enthusiast. This mix ensures safety to the animal as all grasses are low in oxalate and can handle the grazing pressure. The use of both tufted and stoloniferous grass species allow the pastures to fill in quickly, producing a large ground cover. The legume component consists of lucerne and burgundy bean for both summer and winter production. The millet will help with quick ground cover and protect juvenile plants from heat stress and frost or cold shock.

Variety	Species	%
Endura Rhodes®	Rhodes grass	40
Bisset/Hatch	Bluegrass	15
Premier	Digit grass	15
SARDI-Grazer	Lucerne	10
Presto	Burgundy bean	10
Shirohie	Millet	10

Sowing rate: 25 kg/ha



BeefBoosta™

Tropical legume range

BeefBoosta™ is a soil specific legume blend selected for superior growth characteristics, soil type suitability and persistence. Stand out performer many situations, significantly improving feed quality and pasture productivity through plant driven nitrogen fixation, so you get more out of every paddock. Particularly good in pasture dieback regions, the BeefBoosta™ Range exhibits tolerance to pasture dieback. BeefBoosta™ can be added to an existing pasture or planted stand alone. Best of all it does not induce cattle bloat.

BeefBoosta Medium Soils



AgriCOTE 400+ mm

- Tailored legume mix for medium to lighter soils, containing validated & tested varieties of *Desmanthus virgatus* (Spellgrazer), *Stylosanthes scabra* (Siran) and *Stylosanthes hamata* (Amiga) and Presto burgundy bean
- Suited to summer rainfall of 400 mm/yr.+
- Coated with AgriCOTE, containing phosphorus starter and rhizobia for improved establishment and productivity
- Improves soil N fixation and soil health
- Immune to pasture dieback.



Meatmaster Light Soils Mix - Emerald, QLD

BeefBoosta Heavy Soils



AgriCOTE 400+ mm

Tailored legume mix for heavy soils, containing validated & tested varieties of Caatinga and Siran stylosanthes, Desmanthus virgatus (Spellgrazer), Clitoria ternatea (Milgarra butterfly pea)

- Suited to summer rainfall of 400 mm/yr.+
- Coated with AgriCOTE, containing phosphorus starter and rhizobia for improved establishment and productivity
- Improves soil N fixation and soil health
- Immune to pasture dieback.

Situation	Planting Rate	Co-planting with Meatmaster Mix
BeefBoosta Heavy Soil	12kg/ha	6-8kg/ha + Meatmaster Mix
BeefBoosta Medium Soil	12kg/ha	6-8kg/ha + Meatmaster Mix



Meatmaster Light Soils Mix - Emerald, QLD



Buffel - Comet, QLD



Traded varieties (commons)

**Grow with
Confidence**



Victorian

Perennial ryegrass



600 – 650+
mm



4.8 – 8.0



Most soil
types

- Early heading ryegrass with generally reliable persistence
- Suited to marginal ryegrass regions with lower rainfall
- Significantly lower production and quality than most modern ryegrasses
- Kidman NEA2 is our highly recommended option in this category.

Nui

Perennial ryegrass



650+ mm



4.8 – 8.0



Most soil
types

- 1970s perennial selection from New Zealand
- Superseded by improved plant breeding in the 1980s and onwards
- Sometimes used where price is more important than productivity.

Tetila

Annual ryegrass



600 – 700+
mm



5.0 – 8.0



Most soil
types

- Various types are available, usually only available uncertified
- Suitable for quick autumn and winter feed.

Wimmera

Annual ryegrass



350+ mm



4.8 – 8.0



Most soil
types

- Occasionally used in winter rainfall dominant, summer dry areas
- Regenerates through lax grazing and self-seeding.

Demeter

Tall fescue



500+ mm



4.0–8.0



Medium to heavy

- Hardy old variety from 1960s and 70s with good drought tolerance
- Tougher leaves than modern types, and stock acceptance can be problematic.

Currie

Cocksfoot



425–650+ mm



4.8–8.0



Most free draining

- Mediterranean but not completely summer dormant
- Well adapted to a wide range of soils
- Not as palatable as Porto
- Persists better on sandy soils than Porto.

Porto

Cocksfoot



450–700+ mm



4.0–8.0



Most free draining

- Intermediate type, late maturing, perennial grass
- Good seedling vigour and early growth
- Very productive in the higher rainfall zones (700mm+).

Tyrell

Tall wheat grass



350+ mm



4.5–8.5



Most soil types

- Perennial for use in saline, wet areas to aid soil conservation
- Allow to grow spring and summer, to reduce recharge
- Graze in autumn, more productive than Puccinellia.

Holdfast

Phalaris



500 – 700+
mm



4.5 – 8.5



Most soil
types

- Semi erect to erect winter active variety
- Good seedling vigour
- Improved tolerance to acid soils
- Outclassed by Holdfast GT.

Sirosa

Phalaris



500+ mm



4.0 – 8.0



Medium
to heavy

- Semi-erect winter active variety
- Variable growth habit – more erect than Australian
- Outclassed by the more persistent Holdfast GT.

Australian

Phalaris



425 + mm



5.0 – 8.5



Most soil
types

- Poor seedling vigour, low crowned prostrate cultivar that grows in autumn and spring and fairly well in winter
- Persists well, particularly under set-stocking
- Outclassed by Holdfast GT.

Haifa

White clover



B or
AgriCOTE



700 – 850+
mm



4.7 – 7.0



Most
heavy

- Large-leaved, upright variety
- Performs well in warm temperate and sub-tropical areas
- Good heat tolerance and seed setting ability.

Pitau

White clover



B or
AgriCOTE



700 -850+
mm



4.7 – 7.0



Most
heavy

- Medium-leaved, semi-prostrate variety
- Suits set-stocking, mixed grazing in cool temperate areas
- Known for persistence, however now outclassed by newer breeding.

Huia

White clover



B or
AgriCOTE



650+ mm



5.4 – 8.0



Wide
range

- Medium-large leaved variety with flexible growth habit depending on management
- Suits rotational grazing, cool climate
- Sometimes marketed as New Zealand White or Wild-White.

Hamua

Red clover



B or
AgriCOTE



650+ mm



5.4 – 8.0



Wide
range

- Large-leaved, upright variety, summer active
- Performs well on medium-heavy soils with good fertility
- Sometimes called NZ Red or Cow-grass.

Palestine

Strawberry clover



B or
AgriCOTE



500 – 700+
mm



6.0 – 8.5




Most soil
types

- Prostrate growing perennial clover with vigorous spring/summer growth
- More productive than O'Connors in winter and early spring
- Withstands waterlogging and saline conditions.

O'Connors


Strawberry clover



- Finer stems, leaves and smaller seed than Palestine
- Generally a more prostrate variety, widely used in lawns
- Can withstand heavy grazing and cutting.

Dalkeith


Subterraneum clover



- Early season maturity – 97 days to flowering (Perth)
- Susceptible to clover scorch
- Our improved alternative is Losa.

Seaton Park


Subterraneum clover



- Early season maturity – 112 days to flowering (Perth)
- Good resistance to phytophthora root rot
- Our improved alternative is Campeda.

Trikkala

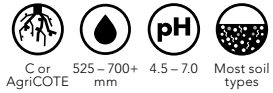
Yannicum clover



- Early season maturity – 112 days to flowering (Perth)
- Moderately resistant to clover scorch
- Our improved alternative is Monti.

Woogenellup

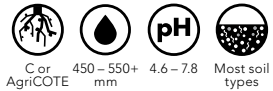
Subterraneum clover



- Mid season maturity – 130 days to flowering (Perth)
- Susceptible to clover scorch and root rot
- Our improved alternative is Campeda.

Paradana


Balansa clover



- Annual regenerating clover
- Mid season maturity – approximately 120 days to flowering
- Tolerates waterlogging and mild soil salinity
- Now outclassed by Vista

Shaftal


Persian clover



- Late season maturity – about 160 days to flowering
- Historically known as Shaftal clover
- Vigorous erect growth but susceptible to rust
- Our improved alternatives are Laser and Lightning.

Prima

Gland clover



- Early maturing – about 100 days to flowering (Perth)
- Excellent regeneration
- Red legged earth mite and blue green aphid tolerant.

Parabinga

Barrel medic



AM or
AgriCOTE



250 – 350+
mm



5.7 – 8.5



Wide
range

- Early maturing – 88 days to flowering (Perth)
- Very high levels of hard seed
- Possible replacement – Sultan SU.

Paraggio

Barrel medic



B or
AgriCOTE



350 – 450+
mm



>5.7



Heavier
textured

- Mid maturing – 98 days to flowering (Perth)
- Adaptable variety with good early vigour
- Our improved alternative is Jester SU.

Hunter River

Lucerne



AL or
AgriCOTE



325 – 400+
mm



5.5 – 8.0



Deep well
drained

- Dormancy rating of 5
- Susceptible to phytophthora root rot and anthracnose
- Our improved alternative is SARDI-Grazer.

Aurora

Lucerne



AL or
AgriCOTE



350+mm



5.5 – 8.0



Deep well
drained

- Semi winter active with a dormancy rating of 6
- General purpose cultivar suited to dryland and irrigation
- Alternative to Hunterfield and Trifecta
- Outclassed by SARDI-Grazer.



Hunterfield

Lucerne



AL or
AgriCOTE



350 – 650+
mm



5.0 – 8.0



Most soil
types

- Dormancy rating of 6
- A selection from Hunter River with aphid resistance
- Our improved alternatives are SARDI 7 Series 2.

Trifecta

Lucerne



AL or
AgriCOTE



450 – 600+
mm



5.0 – 8.0



Wide
range

- Dormancy rating of 7
- Only moderately resistant to phytophthora root rot
- Outclassed by SARDI 7 Series 2.

Siriver

Lucerne



E or
AgriCOTE



450 – 600+
mm



5.0 – 8.0



Wide
range

- Highly winter active with a dormancy rating of 9
- Suitable for hay production under irrigation and rotational grazing
- Derived from Hunter River and CUF101
- Outclassed by SARDI 10 Series 2
- Sow when soil temp stabilises at 14°C or above.

Sequel

Lucerne



E or
AgriCOTE



450 – 600+
mm



5.0 – 8.0



Wide
range

- Susceptible to stem nematode and bacterial wilt
- Shows high susceptibility to winter leaf diseases
- Our improved alternative is SARDI 10 Series 2.

Mammoth Purple Top

Forage turnip



550+mm



5.5 – 8.0



Most soil types

- 'Keeper' type with reliable performance, suits all stock classes
- 14-16 week maturity
- Good for summer planting, late autumn grazing.

Saia

Forage oat



350+mm



5.0 – 8.0



Most soil types

- Early sown forage/hay option
- Fine stemmed tall variety
- Grows in wide range of soil types.

Swan

Forage oat



350+mm



5.0 – 8.0



Most soil types

- Dual purpose oat
- Good grain quality
- Can be grazed if season allows.

Morgan

Field peas



E or AgriCOTE



300-450+ mm



5.0 – 8.0



Most soil types

- Semi-leafless, high yield dun type
- Suits long-season areas
- Very useful for fodder production for early planting/late areas.



Turf and lawns

Grow with Confidence



Turf and lawns

Many turf options are crucial to support horticultural activities or to provide a good option for open spaces instead of pavement or bitumen. The backyard is an Australian institution, and there are few better ways to spend casual time than on a nicely grassed home lawn, whether in peaceful solitude or with friends and family.

Lawn seed is a prime example of “you get what you pay for”. Cheaper options often contain components which can have lower germination and a poor outcome. All Barenbrug turf mixes have a minimum of 85% germination rates. Select the appropriate Barenbrug turf blend for your situation, or get in touch to develop a customised solution.

Starting a new lawn

Getting a new lawn right is very satisfying. It should not be taken on lightly however, and there are some important things to consider and do to help ensure best results. Spring and autumn are ideal times to plant lawn seed as there is usually adequate moisture and warm temperatures. Avoid very cold and hot, dry months particularly if water restrictions are in place as germinating lawn seed must not be allowed to dry out. Sow seed at the rate recommended on the container.

Ten steps to a fine lawn

1. Cultivate and spray

Eliminate weeds and cultivate. Either cultivate first to a depth of 100 – 150mm, or spray out the existing cover with a glyphosate based herbicide. Remove any lumps, rocks, rubbish and plant material.

2. Fix soil problems

Sandy soil may require organic matter and clay soil gypsum. A simple pH test should be performed. Top soil should be in the range 6.0 – 7.5 pH. Acidic soils may require an application of lime.

3. Level surface

Make the surface as even as possible avoiding humps and hollows where water will sit. Use a board, smudge or other suitable levelling device. (It is advisable to install watering and or drainage systems at this stage.)

4. Weed seeds

Water if needed and allow 10 – 14 days for a fresh germination of weeds. Cultivate again or spray the weeds once more.



5. Good seed bed

Use a light roller to create a firm soil base, then rake the surface lightly to make a good seed bed, so that there is enough loose soil to evenly cover the seed.

6. Seed sowing

Seed should be broadcast on the surface and then raked lightly into the soil providing good seed to soil contact. A lawn starter fertiliser may be incorporated at this time. Keep some seed in reserve to patch up any areas that were missed or are damaged while the lawn is establishing.

7. Watering

Keep the seed bed moist to help even and reliable germination. Once the lawn has started to grow, water daily and then reduce watering as the lawn becomes established. It is better to water deeply once or twice a week to encourage deeper root growth. Do not water in the heat of the day and avoid night watering as this may encourage fungal diseases. Check with your council's regulations regarding establishment and watering of lawns.

8. Mowing

For new lawns mow when the grass is 8-10cm high taking off only the top 1/3 of the plant, as young grass can be damaged by close mowing. Do not mow when the grass and ground is damp and be careful not to drag the mower around corners as this can pull out young plants. For established lawns, no more than one third of the leaf should be removed each time. Increasing the mower height can allow the root system of the grass to develop and maintain grass density.

9. Weed control

Weeds can be unsightly and compete with the new or established lawn. Depending on the weeds present, there are a number of preparations available for most situations. Consult an advisor on the best way to proceed and carefully follow directions on herbicide labels. For new lawns, weed control should generally be performed after the third mowing. In existing lawns, weed spraying is usually conducted in autumn, winter or spring.

10. Fertiliser

A good time to fertilise is generally before a period of good rainfall in autumn and spring, however it is best to follow the instructions from the fertiliser supplier. Usually a complete NPK fertiliser will be required. Use accurate spreading equipment as over-fertilising can lead to unsightly patches.

Curator turf and lawn blends

The most important decision when establishing turf is choosing the correct variety or mix. However, it is not always easy selecting the right seed blend that suits your situation and the desired outcome. For example, some are sold as 'patch kits' and are designed on high annual ryegrass content and may not persist as turf. An unsuitable variety or mix quality will lead to inferior turf and costly renovations. A few basic things to consider as part of your decision making process:

- Suitability to climatic region
- Quality of varieties
- Time of year when sowing
- Drought tolerance/water use
- Irrigation setup
- Wear tolerance
- Germination time
- Maintenance
- Shade.

Barenbrug's Curator turf and lawn range has been specifically designed to suit variations in the Australian climate. Each blend has been developed to meet specific purposes including home lawns, shaded and drought affected areas, nature strips, landscaped regions, sports fields and soil erosion control. Each mix contains high quality seed with a minimum of 85% germination rates, providing the assurance you're receiving the highest genetic and physical quality. For fast establishment, starter fertiliser has also been added.

The Curator range is available in 25kg and 5kg pack sizes for convenience.



Hardwearing

Curator quality turf

A tough blend designed to last under harsh weather conditions and rugged use. Hardwearing germinates and establishes quickly without compromising the wear resistance and turf quality. Contains starter fertiliser.

Species	%
Perennial ryegrass	86
Chewings fescue	5
Kentucky bluegrass	5
Highland bentgrass	4
Sow at 3 – 4kg/100m ² Contains starter fertiliser.	

Village Green

Curator quality turf

Village Green is a rapid establishing, hard wearing, economical all purpose blend. It is suited to all lawns, nature strips, park lands and for general erosion control. It combines the ease of establishment with management, to make an all purpose blend for any season.

Species	%
Perennial ryegrass	50
Annual ryegrass	45
Creeping red fescue	2
Kentucky bluegrass	2
Bentgrass	1
Sow at 3 – 4kg/100m ²	

Sportsfield

Curator quality turf

This blend has been designed specifically for use on sportsfields. This fine leaf ryegrass blend has fast germination complemented with high wear and recovery characteristics. It can be used for permanent cool season grounds or to oversow couch fields for winter wear.

Species	%
Continental turf type ryegrass	70
Intermediate turf ryegrass	30
Sow at 3 – 4kg /100m ²	

The Shady One

Curator quality turf

A blend selected for shade tolerance where other varieties may struggle. Produces a fine, low growing lawn that cuts to a dense swath with dark green colour. It is also suitable for sunny areas. An ideal blend for garden areas with part or full shade, requiring a fine looking lawn.

Species	%
Turf type ryegrass	50
Chewings fescue	50

Sow at 3 – 4kg/100m² Contains starter fertiliser.

The Perfectionist

Curator quality turf

The Perfectionist blend is highly recommended for medium to large spaces requiring a nice dark green lawn. A durable blend for fine leaf lawns/turf producing a fast establishing, quality turf surface.

Species	%
Turf type ryegrass	90
Chewings fescue	5
Kentucky bluegrass	5

Sow at 3 – 4kg/100m² Contains starter fertiliser.

Watersaver Turf Blend

Curator quality turf

A dark green deep rooted, disease tolerant blend. It has good wear tolerance and suits most soil types. An ideal choice for home lawns.

Watersaver Turf Blend is also suitable for oversowing or patching up fescue based laid-sod lawns.

Species	%
RTF tall fescue	90
Kentucky bluegrass	10

Sow at 3 – 4kg/100m² Contains starter fertiliser.

Fine Fescue (Truffle) Mix

Curator quality turf

Designed for low growing, low maintenance areas. With its short stature and shade tolerance. Suitable for sites that require minimal inputs, and reduced mowing frequency such as trufferies, some orchard groves and vineyard situations, cemeteries and grass airstrips.

Species	%
Creeping red fescue	40
Sheeps or hard fescue	30
Chewings fescue	30
Sow at 1.5 – 2.5kg /100m ²	

Plantation Inter-row blend

Curator quality turf

A winter active, semi summer dormant inter-row blend. Specifically designed for plantation seeding including vineyards and orchards. It has winter growth and recovery providing wear tolerance for plantation machinery. Extreme drought tolerance provides a long term stand that won't require reseeding.

Species	%
Prosper winter active tall fescue	60
Rohan SPR ryegrass	20
Turf type tall fescue	20
Sow at 0.5 – 1.5kg /100m ²	

Mow Saver

Curator quality turf

Ideal for situations requiring minimal maintenance. Improved drought tolerance and lower mowing requirements. Perfectly suited to berry farms, vineyard inter-rows, cemeteries and industrial or estate situations that require infrequent maintenance once established.

Species	%
Turf type tall fescue	80
Chewings fescue	10
Hard fescue	10
Sow at 1.5 – 2.5kg /100m ²	

C4 Lawn

Curator quality turf

C4 Lawn is a combination of drought tolerant AgriCOTE Bermudagrass and quick establishing ryegrass for autumn/winter applications. C4 Lawn is designed to provide long term Bermudagrass cover, providing fast establishing dark green winter cover with the inclusion of turf perennial ryegrass. Suitable for lawn mixes during the autumn/winter period.

Species	%
Turf type ryegrass	50
AgriCOTE Couch (Bermudagrass)	50
Sow at 1 – 3kg /100m ²	

Super Tuff Couch

Curator quality turf

Super-Tuff couch is an economical blend of couch (Bermudagrass) with the added benefits of a companion grass. This dual action blend offers the homeowner or turf manager the fast establishment of ryegrass plus long-term persistence, water-saving and fine textured features of couch.

Species	%
Perennial ryegrass	75
AgriCOTE Couch (Bermudagrass)	25
Sow at 3 – 4kg /100m ² Contains starter fertiliser.	

Super Tuff Kikuyu

Curator quality turf

Super-Tuff Kikuyu is an economical blend of turf Kikuyu with the added benefits of a companion grass. This dual action blend offers the homeowner fast establishment of ryegrass plus the long-term persistence and water-saving features of Kikuyu.

Species	%
Perennial ryegrass	75
AgriCOTE Kikuyu	25
Sow at 3 – 4kg /100m ² Contains starter fertiliser.	

Turf grass species

Perennial ryegrass

Lolium perenne

- Rapid establishment
- Wear tolerant
- Excellent for over-sowing
- Cool-season active.

Tall fescue

Festuca arundinacea

- Deep root system
- Hard wearing
- Dark green colour
- Dry tolerant.

Creeping red fescue

Festuca rubra L.

- Competitive once established
- Low-growing, lateral habit
- Fine texture, dark green
- Dry tolerant.

Chewings fescue

Festuca rubra, ssp commutata

- Tolerates close mowing
- Dense growth habit
- Dry and shade tolerant
- Good companion in fine lawns.

Hard and sheeps fescue

Festuca ovina

- Slower growing, low maintenance grass
- Very fine texture
- Low growth habit
- Good shade, heat and dry tolerance.

Kentucky bluegrass

Poa pratensis

- Slower establishing cool-season grass
- Striking blue-green colour
- High level of wear tolerance
- Strongly rhizomatous.

Common bentgrass

(Browntop, Highland Bent)

Agrostis capillaris, A. castellana

- Fine texture, dense habit
- Withstands close mowing
- Medium-dark green
- Reasonable drought, heat and wet-period tolerance.

Creeping bentgrass

Agrostis stolonifera, A. palustris

- Densely tillered, spread by stolons
- Withstands very close mowing
- Medium-dark green
- Good wear tolerance.

Couch grass (Bermuda Grass)

Cynodon dactylon, C. transvaalensis

- Warm-season active
- Forms compact, dense turf
- Withstands close mowing
- Good wear tolerance.

Kikuyu grass

Pennisetium clandestinum

- Warm-season active
- Aggressive spreading tough grass
- Dark green with nitrogen in summer
- May go dormant (off-colour) during winter.

Carpet Grass

Axonopus fissifolius

- Narrow leaf perennial creeping grass
- Suited to tropics and warmer temperate regions
- Dense turf with shiny leaves
- Low profile, low maintenance.

Pensacola Bahia

Paspalum notatum

- Long slim leaves with root system to 2m
- Excellent drought resistance
- Good cold tolerance
- Suited to low maintenance areas with limited irrigation.

Queensland Blue Couch

Digitaria didactyla

- Soft fine leaf with blue tinge
- Ideal for tropical and sub-tropical areas
- Good drought tolerance
- Tolerant of temporary waterlogging.

Zoysia

Zoysia japonica

- Slow growing, low maintenance grass
- Doesn't need overly fertile soil or strict fertiliser regime to perform
- Performs well in shady areas
- Hardy and very resistant to damage.

Turf grasses

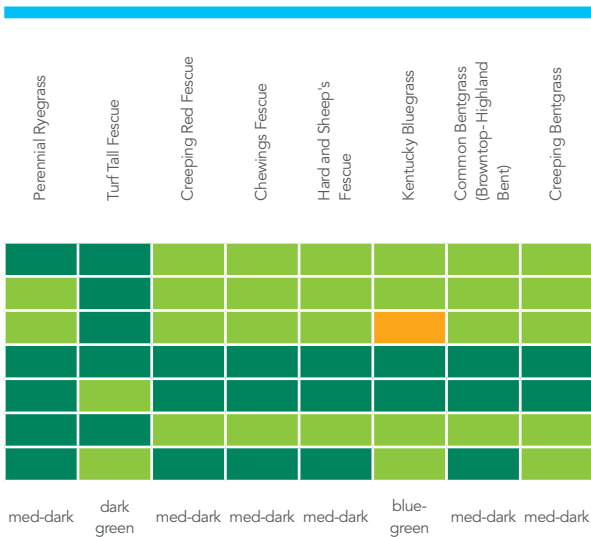
Warm season turf species

	Couch (Bermuda grass)	Kikuyu	Carpet Grass	Pensacola Bahal	Old blue couch	Zoysia
Features						
Cool-season growth	Orange	Orange	Orange	Orange	Orange	Orange
Warm season active	Dark Green	Dark Green	Dark Green	Dark Green	Dark Green	Dark Green
Dry tolerance	Dark Green	Dark Green	Dark Green	Dark Green	Dark Green	Dark Green
Frost tolerance	Orange	Orange	Orange	Orange	Orange	Orange
Close mowing <40mm	Dark Green	Dark Green	Dark Green	Dark Green	Dark Green	Dark Green
Wear tolerance	Dark Green	Dark Green	Dark Green	Light Green	Light Green	Dark Green
Shade tolerance	Light Green	Light Green	Light Green	Dark Green	Light Green	Dark Green
Colour						
	mid green	mid green	dark green	mid green	med-dark	mid green
Uses						
Home lawn/nature strip	Dark Green	Dark Green	Dark Green	Dark Green	Dark Green	Dark Green
Parks and gardens	Dark Green	Dark Green	Dark Green	Dark Green	Dark Green	Dark Green
Sports ovals	Dark Green	Dark Green	Dark Green	Dark Green	Dark Green	Dark Green
Cricket pitch	Light Green	Red	Light Green	Light Green	Light Green	Light Green
Tennis lawn	Light Green	Red	Light Green	Light Green	Light Green	Light Green
Greens	Light Green	Red	Red	Red	Red	Red
Golf tees	Light Green	Light Green	Dark Green	Dark Green	Dark Green	Dark Green
Golf fairways	Dark Green	Light Green	Light Green	Light Green	Light Green	Dark Green
Golf roughs	Dark Green	Dark Green	Dark Green	Dark Green	Dark Green	Dark Green
Stabilisation	Dark Green	Dark Green	Dark Green	Dark Green	Dark Green	Dark Green

Sowing rates (kg/100m ²)						
Singlestand	2.0–3.0	2.0–3.0	1.0–2.0	3.0–4.0	1.0–2.0	1.0–2.0
In a mix	-	-	-	-	-	-
Oversowing existing sward	1.5–2.5	1.5–2.5	0.5–1.0	1.5–2.5	0.5–1.0	0.5–1.0
Oversowing Kikuyu/couch	1.0–2.0 couch only	1.0–2.0 kikuyu only	n/a	n/a	n/a	n/a



Cool - temperate turf grasses



3.0 – 5.0	3.0 – 4.0	2.0 – 3.0	2.0 – 3.0	2.0 – 3.0	1.0 – 2.0	0.7 – 1.0	0.5 – 1.0
1.5 – 3.0	2.0 – 3.0	1.0 – 2.0	1.0 – 2.0	1.0 – 2.0	0.25 – 0.5	0.1 – 0.5	0.1 – 0.5
1.5 – 3.0	2.0 – 3.0	1.5 – 3.0	1.5 – 3.0	1.5 – 3.0	n/a	0.1 – 0.5	0.1 – 0.5
3.0 – 4.0	n/a	1.0 – 2.0	1.0 – 2.0	1.0 – 2.0	n/a	n/a	n/a



Curator quality turf mixes

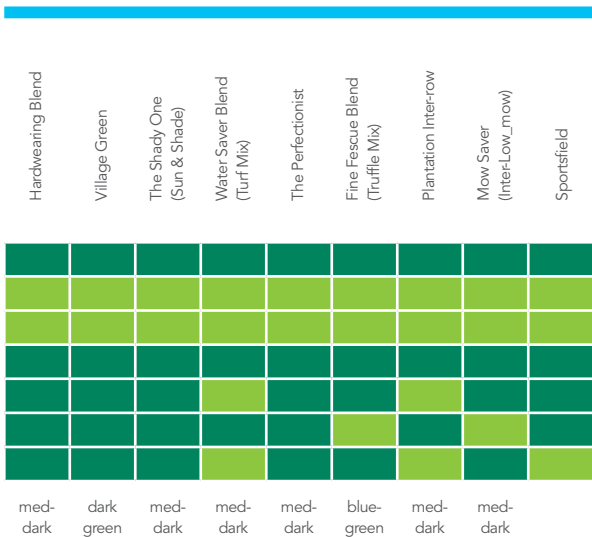
Warm season turf mixes

	C4 Lawn	Super Tuff Couch	Super Tuff Kikuyu
Features			
Cool-season growth	Orange	Orange	Orange
Warm season active	Dark Green	Dark Green	Dark Green
Dry tolerance	Dark Green	Dark Green	Dark Green
Frost tolerance	Orange	Orange	Orange
Close mowing <40mm	Dark Green	Dark Green	Dark Green
Wear tolerance	Dark Green	Dark Green	Dark Green
Shade tolerance	Light Green	Light Green	Light Green
Colour	mid green	mid green	mid green
Uses			
Home lawn/nature strip	Dark Green	Dark Green	Dark Green
Parks and gardens	Dark Green	Dark Green	Dark Green
Sports ovals	Dark Green	Dark Green	Dark Green
Cricket pitch	Light Green	Light Green	Red
Tennis lawn	Light Green	Light Green	Red
Greens	Red	Red	Red
Golf tees	Dark Green	Dark Green	Light Green
Golf fairways	Dark Green	Dark Green	Dark Green
Golf roughs	Dark Green	Dark Green	Dark Green
Stabilisation	Dark Green	Dark Green	Dark Green

Sowing rates (kg/100m ²)			
Singlestand	2.0–3.0	2.0–3.0	2.0–3.0
In a mix	-	-	-
Oversowing existing sward	1.5–2.5	1.5–2.5	0.5–2.5
Oversowing Kikuyu/couch	1.0–2.0 couch only	1.0–2.0 couch only	1.0–2.0 kikuyu only



Cool - temperate turf mixes



3.0-4.0	3.0-4.0	3.0-4.0	3.0-4.0	3.0-4.0	2.0-3.0	3.0-4.0	2.0-3.0	3.0-5.0
-	-	-	-	-	1.0-2.0	-	1.0-2.0	1.5-3.0
2.0-3.0	2.0-3.0	2.0-3.0	2.0-3.0	2.0-3.0	1.5-3.0	2.0-3.0	1.5-3.0	1.5-3.0
2.0-3.0	2.0-3.0	2.0-3.0	n/a	2.0-3.0	1.0-2.0	2.0-3.0	1.0-2.0	3.0-4.0



RTF®

(Rhizomatous Tall Fescue)

RTF® is a unique Turf Type Tall Fescue selected for superb colour, texture, disease resistance and self repairing capabilities. Its deep rooting system enables RTF to tolerate drought and heat exceptionally well. RTF lawn seed will grow beautifully in sun or shade allowing you to mow close and decrease your lawn maintenance.

Monaco

Bermudagrass (couch)

Exclusively from Barenbrug, Monaco is a synthetic variety produced by the intercrossing of five clonal parent lines for quality and performance. Monaco is excellent for use on golf courses, sports turf, and higher quality lawns. It has excellent density and wear tolerance. Bred for a genetically darker green colour, it also has quicker spring green-up, high colour retention, and winter hardiness, Monaco will make a great addition to your landscape!

Maya

Bermudagrass (couch)

Rated one of the top varieties in the independent trials. Maya is a new variety of seeded bermudagrass from Barenbrug. In the NTEP (National Turfgrass Evaluation Program) trials Maya scored exceptionally well for improved turf performance, disease resistance, excellent colour and leaf texture. Being a seeded variety Maya will establish into a superior bermudagrass turf and has a wide range of adaptation.



RTF



Seed technology & general information

**Grow with
Confidence**



Seed coating

Barenbrug offers a range of seed technology options that have been developed for specific plant species. There are generally two types of coatings available:

- Lime-based coating: typically used for legumes and tropical grasses (resulting in a 'build-up', ie. weight gain of the seed)
- Film-coating: typically used for grasses or field crops to deliver a chemical seed coating (negligible weight gain for the seed).

AgriCOTE: Barenbrug premium seed coating technology AgriCOTE is available for pasture legumes, tropical grasses and forage herb species. It is designed to deliver significant advantages to plant establishment through insect protection (Gaucho®), fungicide protection, inoculant bacteria (on most legumes) and micro-nutrients. This coating technology also significantly improves the handling aspects of some seeds, enabling more efficient distribution across the paddock, which is particularly important for aerial application of some tropical species. Further information on AgriCOTE can be found on the following pages.

Gaucho film coat: A film-coat of Gaucho insecticide is designed to protect seedlings from biting and sucking insects (including red-legged earth mites) for up to four weeks during establishment. Gaucho Film Coat offers 'stress shield' benefits, which help to protect treated plants during extended dry periods. Gaucho Film Coat also includes a fungicide which protects the seed against fungal diseases.



Untreated vs Treated



Poncho® Film Coat: Poncho Plus insecticide is designed to protect seedlings from chewing as well as biting and sucking insects for up to four weeks during establishment. It includes the active ingredient in Gaucho Film Coat which offers 'stress shield' benefits to help protect treated plants during extended dry periods. Poncho Film Coat also includes a fungicide which protects the seed against fungal diseases.

OptiCote: Offers both fungicide and insecticide protection for sorghum and corn crops. Thiram and Gaucho/Cruiser® are used for sorghum.

OptiCote PLUS: Consists of the ingredients of OptiCote as mentioned above, but also includes Concept II® seed safener, for the use of Dual Gold® herbicide in sorghum.

- ® Concept II, Cruiser and Dual Gold are registered trademarks of Syngenta.
- ® Gaucho is a registered trademark of the Bayer Group.
- ® Poncho Plus is a registered trademark of BASF.
- ® Vitavax is a registered trademark of Arysta LifeScience Inc.



Untreated vs Treated

	Seed coating	Seed build	Chewing insects	Biting /sucking insects	Fungicide	Trace elements	Rhizobia	Stress shield	Lime
Temperate Grasses	Gaicho Film Coat	No Build		✓	✓			✓	
Temperate Grasses	Poncho Film Coat	No Build	✓	✓	✓			✓	
Temperate Legumes	AgriCOTE	Yes		✓	✓	✓	✓	✓	✓
Forage Brassicas	Poncho Film Coat	No Build	✓	✓	✓			✓	
Forage Herbs	AgriCOTE	Yes		✓	✓	✓	✓	✓	✓
Lucerne	AgriCOTE	Yes		✓	✓	✓	✓	✓	✓
Tropical Grasses	AgriCOTE	Yes		✓	✓	✓	✓	✓	✓
Tropical Legumes	AgriCOTE	Yes		✓	✓	✓	✓	✓	✓
Grain Sorghum	OptiCote	No Build		✓	✓				
	OptiCote Plus	No Build		✓	✓			Plus Concept II® Seed Safener	

Tailored seed enhancement

AgriCOTE is designed to enhance seedling establishment by delivering improved early seedling vigour and root development through the inclusion of growth promotants and dormancy breaking technologies. It includes nutrients designed to be immediately available to the seedling and provides protection against fungal diseases through a fungicide treatment. AgriCOTE also includes insecticidal treatments that offer protection from biting and sucking insects. In addition to all of these state-of-the-art elements, AgriCOTE also features encapsulated rhizobia which prolongs shelf life of treated legumes and helps to ensure good legume nodulation in the paddock, maximising your investment.

Potential benefits include:


- Dormancy breaking technology which is not available in any other seed coat
- Improved plant establishment
- Improved early root growth and development
- NPK nutrients and trace elements that are immediately available to the seedling
- A more robust seedling for slow establishing species
- Encapsulated rhizobia for longer shelf life
- Protection against insects and fungal diseases
- Improved mixing and handling characteristics
- Improved ballistic properties for spread applications.

AgriCote Seed
typical coating make-up

Lime Coating
creates a favourable
germination environment

Fungicide Protection
option of pythium and
phytophthora protection

Protective Polymer
protects and isolates bacteria



Bonding Polymer
bonding AgriCote seed capsule

**NPKS and
T.E. Nutrients**
immediate rhizobia and
seedling nutrition

Growth Promotant
promotes establishment
and seed vigour

Biological Inoculant
promotes establishment
and seed vigour

Rhizobium inoculation group	Suitable species	Notes
AL	Lucerne	
	Strand medic	
	Disc medic	
AM	All other annual medic species	Annual medics except Strand and Disc
B	White clover	Suits most perennial clovers
	Red clover	
	Berseem clover	
	Alsike clover	
	Strawberry clover	
C	Balansa clover	Suits most annual clovers
	Persian clover	
	Arrowleaf clover	
	Sub-clovers - all types	
	Rose clover	
	Crimson clover	
E	Field peas	Group E and Group F can be fully interchanged
	Vetch	
F	Faba beans	Group E and Group F can be fully interchanged
	Lentils	
G	Lupin	Group G and Group S can be interchanged
H	Soy beans	
I	Cowpeas	
	Mungbeans	
J	Pigeon peas	
	Lab Lab	
N	Chickpeas	
S	Serradella	Group S and Group G can be interchanged
Specialty:		
SU343	Birdsfoot trefoil	
WSM1497	Biserrula	
CB1717	Burgundy bean	
CC283b	Caucasian clover	
CB782	Kenya white clover	
CC829	Lotus	
WSM1292	Sulla	


Seed weights

Species	Seeds/gram
Pasture grasses	
Ryegrass - diploid	500 – 600
Ryegrass - tetraploid	250 – 300
Tall fescue	400 – 450
Phalaris	500 – 550
Cocksfoot	1000 – 1100
Brome grasses	100 – 120
Timothy	2500 – 2800
Tall wheat grass	150 – 200
Pasture legumes	
White clover	1500 – 1800
Red clover - diploid	500 – 550
Red clover - tetraploid	300 – 350
Strawberry clover	650 – 700
Balansa clover	870 – 1100
Arrowleaf clover	650 – 750
Berseem clover	440 – 480
Persian clover	750 – 900
Sub-clover	90 – 150
Lucerne	400 – 480
Barrel medic	230 – 300
Burr medic	230 – 300
Other forages	
Chicory	600 – 800
Plantain	500
Forage rape	300 – 350
Turnips	200 – 400
Swede	250 – 450
Kale	200
Forage barley	22 – 30
Forage oats	23 – 30
Forage triticale	20 – 25
Forage sorghum	30 – 45
Millet	150 – 200
Common vetch	15 – 25
Woolly pod vetch	20 – 40

Endophyte technology

What is an endophyte?

An endophyte is a fungus that lives naturally in a plant. In the wild and cultivated areas there are many different grasses and endophytes, often they have a special and unique symbiotic relationship with each other. The grass offers the fungus nutrient, a home and a method of multiplication and dispersal. The fungus gives the plant some protection from pests and over-grazing. The fungus produces chemicals (alkaloid toxins) of various type and varying concentrations. These toxins then offer the plant some protection from attack from insects and help to prevent the plant from being over-grazed when it is under stress, thus assisting the plant's survival.



Endophyte under microscope

Naturally occurring ryegrasses and fescues usually have relatively high levels of these chemicals in the plant at certain times of the year, most notably when seed heads are developing in late spring, and in early autumn when coming out of summer dormancy.

Ideally, we want to retain some of the endophyte characteristics that assist with the grass' survival and tolerance to insect pests and other stressors, but we need to remove the animal health and productivity challenges. Plant breeders and mycologists have been discovering novel strains of endophyte and developing grass/ endophyte varieties that seek to achieve this balance.



How endophytes may affect animals

Endophyte toxins can cause production losses as well as leading to potential injury or death of the animals. Even if the livestock do not seem to be under the effects of the endophyte, there may be sub-clinical effects that are lowering milk or meat production, without the animals seeming to suffer.

In many situations, particularly where animals are being very intensively produced, the staggers and heat stress issues affect the economic performance of the farm to a point where other options should be considered and carefully taken up.

The main concerns with endophyte toxins manifest as ryegrass staggers (from the chemical Lolitrem-B) and/or heat stress (ergovaline). Lolitrem-B and ergovaline are found in wild-type endophyte populations of perennial and some hybrid ryegrasses, and in tall fescue, there are no incidents of staggers, but potentially high levels of ergovaline.

Lolitrem-B is a neurotoxin that may cause a rapid heart rate, tremors and loss of motor-control. With mild cases this may lead to productivity losses as the animals feed a little less or production rates decline through energy being used to eliminate the toxin. We refer to these as sub-clinical effects which may not be noticeable except as reduced rates of live-weight gain or milk harvesting. In more acute cases, animals may be seen to be twitchy, literally staggering or collapsing. Ryegrass staggers may lead to animals perishing through mis-adventure such as drowning or entanglement.

Ergovaline is a vasoconstrictor thus limiting blood flow to the extremities of the body. Over a period of time, the toxin level builds up and may lead to heat stress when animals are less able to cool themselves due to the restricted blood flow. In extreme cases a condition known as 'fescue foot' may manifest where animals have severely restricted blood-flow to the lower legs, and lead to lameness or gangrene. Horses and cattle appear to be more readily affected than sheep. Similarly to Lolitrem-B toxicity, low-levels of ergovaline toxicosis may exist and manifest as productivity losses.

Peramine is a desirable compound that is found in ryegrass endophyte. There are no animal health implications and it assist with some insect control. Enhanced levels of peramine are usually desirable.

Lolines are found in tall fescue and meadow fescue endophytes, and similar to peramine, they offer some useful insect protection without creating animal health problems.

Janthitrem are found in some specific strains of ryegrass endophytes and offer excellent broad-spectrum insect control, although may cause staggers in sheep under some circumstances.

Standard, Nil, Novel

SE, meaning Standard Endophyte (formerly referred to as HE), is the term loosely used for all grasses with a normal, native, natural or wild-type endophyte.

Available are Nil endophyte grasses (<5% endophyte) (also sometimes called WE - Without Endophyte) where the fungus has been allowed to die out in the seed. These offer terrific animal health benefits, but do not have the survival characteristics of SE grasses and, in many cases or environments, Nil endophyte grasses may not be as persistent.

Novel endophytes are selections made to offer some of the benefits to the plant with lower levels of animal health problems. They have been brought to the seed market through a process involving a laboratory technique, by injecting the selected endophyte into nil endophyte plant seedlings, or in the case of NEA2, brought through with the grass breeding program.

Novel endophytes may also be referred to as beneficial endophytes as they have desirable traits.



Ryegrass

The NEA series and AR1 novel endophytes are selected for nil or very low Lolitrem-B, and nil to moderate ergovaline levels. The peramine levels are kept at natural levels or may in fact be enhanced for the insecticidal effects to be promoted. Ergovaline has some insecticidal properties too, and retaining some of this offers better persistence over AR1 in some circumstances. NEA12 and AR37 endophytes operate quite differently, and produce a group of chemicals called janthrithems. These endophyte grasses have shown reasonably good results for persistence under insect pressure, but may still lead to staggers with sheep in some conditions.

Tall fescue

Tall fescue naturally hosts an endophyte, however most of the tall fescue pasture seed available since the early 1980s has been offered as nil endophyte. Wild-type tall fescue endophyte typically contains varying levels of ergovaline that may contribute to either heat stress or ergotism in warmer times or to lameness (fescue foot), more commonly seen in late autumn or winter. Horses and cattle appear to be more readily affected than sheep. More recently some novel endophyte varieties have been developed, although are not recommended for animals other than cattle and sheep.

Beneficial endophytes from Barenbrug

NEA Shogun, Forge

- Contains the singular NEA2 endophyte strain
- Low levels of Lolitrem-B and Ergovaline
Standard levels of peramine
- Good animal performance and some insect protection
- Has been in use in Australia since 2011
- Suitable for sheep, dairy and beef
- No reports of any adverse animal performance in other stock classes.

NEA2 4front, Array, Kidman, Rohan

- Contains NEA2 and NEA6 endophyte strains
- Low levels of Lolitrem-B and ergovaline
Standard levels of peramine
- Good animal performance and balanced insect protection
- Has been in use in Australia since 1999
- Suitable for sheep, dairy and beef
- No reports of any adverse animal performance in other stock classes.

NEA4 Maxsyn

- Contains NEA2 and NEA3 endophyte strains
- Low levels of Lolitrem-B and ergovaline
Standard levels of peramine
- Good animal performance and balanced insect protection
- Has been in use in Australia since 2012
- Suitable for sheep, dairy and beef
- No reports of any adverse animal performance in other stock classes.



NEA12 Samurye

- Contains NEA12 endophyte strain
- Janthitrem producing endophyte
- Good animal performance and broad insect protection
- Has been in use in Australia since 2021
- Recommended for dairy and beef only
- Not recommended for other stock classes.

AR1 Governor

- Contains AR1 endophyte strain
- Peramine producing endophyte
- Good animal performance and limited insect protection
- Has been in use in Australia from early 2000's
- Suitable for all stock classes

Nil Barberia

- Contains no endophyte
- Good animal performance and no direct insect protection
- Has been in use in Australia from early 2000's
- Suitable for all stock classes.

Ryegrass staggers

In ryegrass, the animal health problems manifest as ryegrass staggers (from the chemical Lolitrem-B) and/or heat stress (Ergovaline). Illness of animals expressed from consuming ryegrass with toxic levels of endophyte is often referred to as Perennial Ryegrass Toxicosis (PRGT).

PRGT can be a serious problem during summer and autumn months. The overwhelming threat is from the syndrome known as ryegrass staggers which can lead to animal losses through ill-thrift and death. These alkaloids can cause production losses as well as leading to potential injury or death of the animals. Even if the livestock do not seem to be under the effects of the endophyte, there may be sub-clinical effects that are lowering milk or meat production, without the animals seeming to suffer. There are also often animal welfare concerns. Heat stress may also be observed, but appears less common in the main. There is no specific treatment for PRGT. Toxic pastures can however be addressed through good management and can readily be replaced with safe alternatives.

Avoiding ryegrass staggers:

- Do not use ryegrasses with wild-type endophyte. Other options are readily available
- Plant/over-sow a diverse pasture mix, and manage it to reduce any (toxic) ryegrass component
- Adopt a program to replace staggers-causing paddocks that should include reducing the soil weedseed burden
- Develop a number or 'staggers-safe' pastures, specifically reserved for the threat period, particularly for younger stock
- Introduce supplementary feeding before the staggers season
- Avoid feeding hay or silage made from wild-endophyte pastures through the staggers season
- Avoid introducing hungry stock to the first ryegrass shoots of the autumn, and offer enough pasture to reduce the grazing pressure, thus reducing the inclination to graze the grass hard in the crown
- Avoid contamination of staggers-free pasture from seed sources such as brought-in hay.



If ryegrass staggers occur:

- Monitor stock during periods of stressed green-pick through summer and autumn
- Quietly move affected animals to safe pastures or confinement areas with shade and water
- Prevent access to dams or waterways to prevent drowning; provide water via troughs
- Avoid using dogs or loud/swift vehicles
- Use of narrow ditches to set sheep upright
- Animals may improve over 1 – 2 days, although toxins can remain in their system for a week or two.

Other common animal health issues

Barenbrug offers the following information in good faith that it may help to develop strategies and tactics on farm to assist production. Barenbrug do not have any claims to be experts in veterinary science. The information here is far from comprehensive but may prove a useful starting point to provide the reader with some considerations when developing your plans. If topics relating to management of ill livestock are of interest or importance, seek further information from animal health specialists.



SARDI-Grazer - Howlong, NSW

Common animal health issues from pastures and forage crops

Issue	Typical signs / situations	Useful responses and management options
Acidosis / Laminitis / Founder / Grain poisoning	High sugar levels and low rumen pH from excessive grains, high sugar forages. Often combination of crushed grain and lush feed. Signs: loss of appetite, listlessness, dehydration, scouring, blindness, spasm, death.	Remove crushed grains. Feed additives such as bentonite, lime-stone & bicarb soda drench. Introduce concentrates slowly & monitor. Avoid high % brassica petiole in diet. Increase fibre to stimulate saliva / cud-chewing.
Annual ryegrass toxicity (ARGT)	Wimmera ryegrass seed head in late spring with slimy exudate from the nematode <i>Anguina funesta</i> in combination with a bacterium. Signs include high stepping gait, nervous convulsions, collapse, death.	Monitor possible paddocks for signs. Gramoxone pasture top in mid spring. Burn affected stubbles. Grass-free pasture phase/crop it out. Avoid buying hay or poorly produced grain from affected areas. Reduce reliance on Wimmera ryegrass. Use certified annual ryegrass seed.
Bloat	Gorging of high legume pastures of red, white, sub clovers and lucerne, often in wet conditions. Signs: rapid breathing, distended left abdomen, animals appear distressed, eyes bulging, deaths.	Avoid putting empty/hungry animals onto such pastures, or do so only for brief periods and monitor. Increase fibre offer (hay), teric based blocks, bloat capsules, spray bloat oil pre-grazing, oil drenches.
Ergot alkaloid poisoning (Mycotoxiosis)	Often on paspalum dominant pastures as the black bits in the seed heads. Muscle tremors, staggers, in-coordination.	Remove stock from paspalum dominant pastures whilst in seed.
Facial eczema (Mycotoxiosis)	Most common from Feb to May, with lots of plant litter in the pasture. Signs: mild photosensitisation (sun burn) to severe jaundice and death.	Move stock to longer pasture; avoid paddocks cut for hay or late topped, these can be more toxic due to pasture litter. Introduce zinc in ration. Avoid mouldy hay/silage. Test feed grains for mycotoxins.

Heat stress (Ergovaline)	Uncharacteristic panting and seeking shade / water-holes in hot weather. Reduced weight-gain/milk. Gangrene & death in severe cases. From wild endophyte in ryegrass and fescue.	Remove stock from problematic pastures, especially in hot weather to safe summer/autumn paddocks. Renew pastures with "safe" endophyte options as for ryegrass staggers.
Hypocalcaemia / Milk fever	Late pregnancy & early lactation. Signs: proppy gait, bellowing, muscle spasms, tremors, staggers, convulsions, sudden death.	Feeding hay with ground lime-stone, quality clover & lucerne hay is good. Calcium/magnesium blocks. Intravenous drips. Avoid cereal hay, grains, sorrel, kikuyu. Give shelter in cold weather.
Hypomagnesaemia / Grass tetany	Low magnesium levels often on winter grazed cereals. Signs: proppy gait, bellowing, muscle spasms, tremors, staggers, convulsions, sudden death.	Feeding hay with causmag, quality clover hay is good. Mg bullets, and licks/grass tetany blocks, lower K levels of fert in autumn. Magnesium injections.
Lupinosis (Mycotoxiosis)	Sheep feeding on lupin stubbles in damp summer. Jaundice, photosensitivity, weak animals evident in the mob.	Monitor stock on lupin stubble paddocks when summer rains are about.
Nitrate poisoning	High N in feed: ryegrasses, cereals, maize, brassicas. Nitrite levels too high in rumen: high respiration rate, gasping, convulsions, and death. Blood is typically brown. Can cause abortion.	Nitrate levels in feed <10g/kg DM to be safe. Monitor stock on lush green feed or Group I 4 (pheonoxy) sprayed weed-dominant sites. Grazing management & moderate use of N fert are the main things.
Phalaris staggers	Occurs after a longer grazing period, mainly in cobalt deficient areas in autumn. Animals stagger, head nodding, obviously bad gait, collapse, rapid heartbeat, nervous tremors, death.	Avoid temptation to put hungry sheep on first green pick in autumn. Use sentinel sheep and monitor. Use of cobalt supplements orally. Remove sheep from affected pastures, some affected ones may recover - can take up to a week. Alternate feeds.
Phalaris sudden death	Often within a few hours of being introduced to phalaris pastures. Breathing problems, blue gums, rapid heartbeat and often death.	As for phalaris staggers, but cobalt has no effect.



Phyotosensitivity	Grazing brassicas too early. Avoid too high % in the diet. Redness & swelling on exposed areas: blistering of ears and face. Liver damage & unable to process plant toxins and over-load of chlorophyll.	Remove stock and find shade, monitor grazing of brassicas - reduce % of brassica in diet/eat bulbs/stem as well as leaves (break-fence). Avoid weeds like Patersons' curse, ragwort, storksbill.
Phyto-oestrogens	Common in the older types of red clovers, sub-clover pastures, sometimes in lucerne (often 80% + legume pastures of this nature). Maybe 10-20% failure to join. Increased birthing problems.	Pasture selection during flushing/joining periods and pregnancy. Manipulate balance of pasture swards: sprays, over-sowing, grazing management.
Prussic acid (hydro cyanic poisoning)	Typically relates to grazing of immature, droughted or frosted forage sorghum. Any stress on it, including herbicides will increase HCN. Muscle trembling, staggers, gasping, collapse, coma, death.	Affected stock should be removed & treated with sodium thiosulphate. Do not graze immature or stressed crops. Do not introduce hungry/empty stock. Provide sulphur lick blocks. Use low prussic acid varieties.
Pulpy kidney (enterotoxaemia)	A clostridial disease. Poor movement of food through the gut causing a build-up toxin in the intestine. Sudden death with or without convulsions.	Vaccination at key times. Provide hay/silage and grazing management when going on to lush feed.
Red-gut	Grazing lush legumes, esp. lucerne, occasionally on other quality pasture/forages. Signs: intense reddening of the intestine and sudden death.	Remove animals from lucerne or fodder crop. Offer hay or silage. Grazing management: on-off cycle & monitor feed.
Red-water	High sulphur levels in brassicas, immature crops, seed heads on canola crops and other brassicas going to seed. Animal urine turns/runs red.	Remove stock & wait for brassica to mature. On-off grazing management. Reduce fertiliser S in programs.
Heat stress (Ergovaline)	Uncharacteristic panting and seeking shade / water-holes in hot weather. Reduced weight-gain/milk. Gangrene & death in severe cases. From wild endophyte in ryegrass and fescue.	Remove stock from problematic pastures, especially in hot weather to safe summer/autumn paddocks. Renew pastures with "safe" endophyte options as for ryegrass staggers.
Vetch seed	Toxicity from grazing stubbles where vetch grain has been produced or consumption of hay cut after pod-fill.	Avoid grazing stubbles from vetch seed production. Monitor hay production. Can be fatal to most forms of livestock.

Seed certification

The Australian Seeds Authority (ASA) is responsible for controlling seed certification in Australia. Seed certification protects the identity of a cultivar and provides the assurance that you can buy seed that is as close as possible to the genetics of the variety originally selected by the breeder. Operated under protocols from the International Seed Testing Authority (ISTA), seed laboratories, staff and paddock inspectors are qualified and authorised under strict guidelines.

A crop is required to be grown to specific standards. For example, to grow Maxsyn ryegrass, the paddock needs to be free from any other ryegrass varieties for at least the two previous seasons. This eliminates risk of contamination. Before harvest, the crop is required to pass an in-field inspection by an authorised third party. After harvest, cleaning and packaging, the resultant seed is tested by the authorised laboratory and needs to be of sufficient purity. For example, perennial ryegrass of first generation is required to be a minimum of 98% pure seed and a maximum 0.7% other seed. Full guidelines for certification requirements are available at www.seedtesting.com.au

All Barenbrug's certified seed lots will have certification tags attached to the sacks. Certification certificates are available on request.

Seed analysis certificate

A seed analysis certificate documents the quality of a seed line and if it has been laboratory tested in a standard way. All seed has its own line number which is printed on the side of the seed sack, with each line having its own analysis certificate.



The certificate will usually show some or all of the following information:

Seed Batch Characteristic	Description
Species	Botanical name
Seed line number	A unique number that identifies the seed lot, also stamped on the sacks
Date of test	Date sample analysis was completed and reported
Purity	% pure seed, & contaminants including inert matter and/or other seeds
Germination	% live seed: may involve breaking dormancy with KNO_3 and/or pre-chilling
Normal seedlings	Length of test will depend on seed type, typically assessed at emergence of cotyledons or primary leaf from seed coat or coleoptiles
% first count	(often good enough). A high % can indicate good vigour and vice-versa
% final count	% of normal seedlings after standard germination period.
Abnormal seedlings	% Slow or obviously distorted: split coleoptiles, missing parts, stunted, etc
Hard seed	as a %: Long term form of dormancy, mostly applicable to legumes
Fresh un-germinated	as a %: indicates short-term form of dormancy, commonly found in tests close to harvest, often identified with KNO_3 and/or pre-chilling
Dead seed	as a %: indicated by failure to germinate or decayed/damaged seed
Bulk search	contaminants in very low levels, not enough to show in purity sample.

Other tests sometimes performed:

Tetrazolium (TZ)	A quick test using stain to identify germinable seed
Vigour testing	Often using conductivity, applicable to legumes, sometimes unreliable
1000 gwt	The weight in grams of 1000 seeds, used for calculating sowing rates
Anguina	Presence of galls from the ART associated nematode <i>Anguina funesta</i>
Endophyte %	In perennial ryegrass (either seed or seedlings grow outs)
ELISA test	For the presence of AR1 endophyte (either seed or seedlings grow outs)
GMO testing	Specific reporting for the detected presence of GM events.

Superseded & retired varieties

Plant-breeding and evaluation trials continue to bring forth new cultivars with improved characteristics and performance. For convenience, the following table describes recent cultivar changes to our portfolio:

Grasses:		Page
Arnie annual ryegrass	replaced by Fuze	37
Aston Italian ryegrass	replaced by Arise	34
Alto AR37 perennial ryegrass	replaced by Maxsyn NEA4	27
Arrow AR1 perennial ryegrass	replaced by Govenor AR1	28
Kidman AR1 perennial ryegrass	replaced by Kidman NEA2	28
Viscount NEA perennial ryegrass	replaced by 4front NEA2	25
Bealey NEA2 perennial ryegrass	replaced by 4front NEA2	25
Kasbah cocksfoot	replaced by Summadorm	45
Atlas phalaris	replaced by Horizon	40
Pasture Legumes:		
Tuscan red clover	replaced by Morrow	57
Forage Cereals:		
Dictator 2 forage barley	replaced by Magnate, Tycoon	124, 125
Mammoth oats	replaced by Express	121
Wizard oats	replaced by Sorcerer	122
Genie oats	replaced by Warlock	122
Vetch:		
Rasina	replaced by Volga	115
Capello	replaced by RM4	114

Retired Varieties:	
Strezlecki	wheat
Amira	lupins
Neelam	chickpeas
Rasina	vetch
Invitation	swede
Einstein	wheat
Oxford	barley
Apex	white clover



Summer crops

**Grow with
Confidence**



Barenbrug summer crop

Barenbrug customers now have the opportunity to incorporate an exciting new range of grain sorghum and sunflower varieties into their production systems.

A licensed agreement with NUSEED Pty Ltd to produce, market and distribute forage sorghum, grain sorghum and sunflowers means that Barenbrug is now an important supplier of these key summer crops.

A new plant breeding program has been established to develop sorghum and sunflower varieties to meet grower's challenges and expectations. To further support the crop seed production program, Barenbrug has invested in a significant \$15 million warehouse and seed enhancement facility in Toowoomba, to help deliver new technology in a timely manner.

Together with the most comprehensive tropical and sub-tropical forage seed offering, Barenbrug now offers the leading range of summer crop varieties, with a summer crop variety to suit every situation and purpose.



BAR Cyclone - Emerald, QLD



BAR Cyclone®

Grain sorghum



400+ mm



6.0–9.0



Deep
vertisols /
duplex red
soils

- Medium—late maturity
- 73-77 days to flowering
- Medium height
- Excellent tillering
- Tillers quick with even maturity
- Semi open heads
- Good grain size
- Midge test rating of 6.

Cracka

Grain sorghum



400+ mm



6.0–9.0



Deep
vertisols /
duplex red
soils

- Semi-open head type
- Medium height
- 70 – 72 days to flowering
- Mid maturity option
- Excellent seed size
- Low-moderate stay green (dries off well pre-harvest)
- Good lodging tolerance
- Well suited to dryland and irrigation.

Liberty

Grain sorghum



400+ mm



4.5–8.0



Deep
vertisols /
duplex red
soils

- White grain sorghum
- Midge test rating of 4
- Semi-open head type
- Medium – tall height
- 75 – 80 days to flowering
- Mid – late maturity option
- Moderate stay-green (standard spray out practices)
- Moderate lodging tolerance
- Excellent pollen producer (reduces ergot risk).

Sunflowers

Ausistripe 14

Sunflower

- Grey stripe hybrid
- Mid oleic birdseed
- Medium maturity
- Semi-erect head type
- Medium to tall plant height.



400+ mm



6.0 – 9.0



Deep
vertisols /
duplex red
soils

Ausiclear® 20

Sunflower

- First Australian bred imidazolinone-tolerant sunflower variety
- Earlier maturing
- Lower moisture requirement - can be grown into more marginal areas
- Rust resistance
- Highest industry tobacco streak virus (TSV) tolerance.



400+ mm



6.0 – 9.0



Deep
vertisols /
duplex red
soils

Ausigold 62

Sunflower

- Monounsaturated oil type
- Excellent grain to oil yield
- Medium maturity
- Suited to both early spring and summer plantings
- Shorter plant height
- High commercial tolerance to TSV.



400+ mm



6.0 – 9.0



Deep
vertisols /
duplex red
soils





Field crops

**Grow with
Confidence**



Barenbrug national field crop business

Barenbrug has had long standing partnerships with a number of breeding organisations both nationally and overseas. We work in close alliance with end users including millers and maltsters so they are aware of any new product developments.

Research, development and extension are key to a sustainable and profitable future for Australian farming communities. Barenbrug is proud to be a major stakeholder in the development and delivery of new and innovative products to satisfy the needs in a challenging and changing environment.

Barenbrug has a strong legacy in developing and offering exciting new genetics in winter crops such as barley, oats, wheat and a number of grain legumes. These crops are brought to market through our Broadacre Agents (BA). Our agents are regionally based to provide localised service with attention to varieties and seed volumes suited to regional requirements. Recent developments in this range include the release of highly regarded milling oats with the variety Bilby being the most recent addition.



BA Grain Varieties

Broadacre Agents (BAs) are responsible for the production, marketing, pricing and sale of the majority of our field crop products. BAs have been selected based on their expertise in producing high quality seed combined with their local knowledge and industry experience.

The following products are sold through BAs:

Barley

GrangeR

Oats

Bilby

Williams

Mitika

Kowari

Desi chickpeas

Kyabra

For BA locations refer to page 228.

Note: Some of our varieties incur an End Point Royalty. Please refer to page 226.



Barley

GrangeR

Barley



350+ mm

5.0 – 8.0

Most soil
types

- Barley Australia accredited malt variety
- Medium-late in maturity, high yielding across Australia
- Broadly adapted variety suited to a wide range of environments
- Excellent malt extraction and good diastatic power
- Excellent straw strength and resistance to lodging, improved test weight and screenings
- Resistant to powdery mildew and resistant/moderately resistant to leaf rust
- Provisional resistant rating for CCN9
- GrangeR is a starch adjunct barley with likely use in export malt and export grain markets.

Oats

Bilby

Oats



400+ mm

5.0 – 8.0

Most soil types

- Milling oat
- High grain yield potential
- High B-glucan
- Bright grain colour
- Low screenings
- Excellent grain quality
- High groat percentage.

Mitika

Oats



350+ mm

5.0 – 8.0

Most soil types

- Early maturing dwarf type milling and feed grain oat
- High yielding - suitable for all rainfall areas
- 9% higher yielding than Possum in low rainfall environments
- High groat percentage
- Low lignin and high digestibility, excellent feed value
- Superior grain size, straw strength and standability
- Moderately resistant to leaf and stem rust and bacterial blight
- Preferred Australian milling variety.

Kowari

Oats



400+ mm 5.0 – 8.0 Most soil types

- Accepted as a milling quality oat
- Improved beta glucan 5.2% (DM basis) compared to 4.4% for Mitika
- Excellent grain quality – lowest screenings percent of all major varieties
- High protein and groat percentage
- Mid maturity similar to Mitika
- Suits most traditional oat growing areas of Australia
- Ideal replacement for Mitika.

Williams

Oats



350+ mm 4.5 – 8.0 Most soil types

- Milling and feed oat
- New early maturing, mid-tall oat
- Flowers slightly earlier than Carrolup, Kojonup and Echidna. Flowers slightly later than Mitika
- Highest yielding potential milling oat variety across NVT trials in Australia
- Potential milling variety with an improved disease resistance package
- Good straw strength and standability
- Dual purpose oat, suited to hay and grain production.

Kyabra Chickpeas



- Desi chickpeas
- High yielding – 4% higher than Jimbour
- Superior pea size and quality - approximately 26 grams/100 seeds
- Excellent early vigour – ideal for deep sowing
- Improved plant height and harvestability
- Good lodging resistance
- Proven alternative to PBA Pistol in central QLD
- Seed based royalty - No EPR.



What is an End Point Royalty (EPR)?

An EPR is a royalty paid on grain produced by growers. The EPR is collected by commercial seed companies and then paid to the breeding organisations. EPR is not applicable on seed retained for future sowing — only on grain sold or consumed as an “end product”, eg. stock feed.

The EPR represents an equitable return to the breeding organisation for successful crop breeding. EPRs are generally reinvested back into the breeding programs, so that better varieties can be developed for Australian growers. EPR are introduced on a variety-by-variety basis.

EPR will be payable for the life of the variety in the marketplace (up to a maximum of 20 years) where ownership of a variety is protected under the Plant Breeders Rights Act (1994). This means an EPR will be collected on grain produced from the sowing of either purchased seed or farmer retained seed of the nominated variety.

EPR data collection process for the 2025/26 season

With the collaboration of the major EPR Managers and Plant Breeding Companies, an initiative has been put in place to improve the efficiency of the EPR reporting process. The National Grower Register (NGR) will again be responsible for the distribution of the 2023/24 Harvest Declaration forms and collation of all data on behalf of EPR Managers.

This season growers will receive a single, combined Harvest Declaration Form, streamlining the entire collection process and reporting. This will allow growers to participate in a quick, easy and more secure production process; greatly reducing the time required to complete the form.

The Harvest Declaration Form provides information by variety, including the volumes of grain produced, sold to grain traders/end users (e.g. feedlots and millers); together with grain used on farm as stock feed, stored on farm (or in warehousing) for later sale, and also any grain retained for use as seed in the following sowing season. For further information visit www.varietycentral.com.au.

Which varieties does Barenbrug collect for?

Barenbrug collects the EPR for a wide range of leading field crop varieties. The following schedule provides a list of the varieties and their respective rates. Barenbrug's EPR varieties are included in the Accredited Grain.

Grain Traders Automatic EPR Deduction Agreement as listed:

Variety	EPR rate per tonne excl. GST
BARLEY	
GrangeR Barley	\$2.95
OATS	
Kowari Oats, Bilby Oats	\$2.50
Mitika Oats	\$2.00
Williams Oats	\$2.30
Export Hay Royalty*	\$2.00

Barenbrug wish to advise that this list is subject to change without any prior notification and is finalised by law. Barenbrug also now has available an industry standard licence agreement.

***Applies only to Williams Oats**

Barenbrug Contact

Steve Amery

Portfolio Manager

M: 0409 000 398

samery@barenbrug.com.au

Index

4front	25	Campeda	61
A		Captain	124
Advanced	41	Carpet Grass	203
AgriCOTE	210	Caucasian clover	58
Alfamaster 7	113	Cavalcade	167
Alfamaster 10	114	Chewings fescue	201
Alsike clover	58	Chicory	123
Amiga	167	Cocksfoot	44
Annual clovers	59, 64	Coloured brome	50
Annual ryegrass	36	Commander	123
Antas	63	Common bentgrass	202
AR1	221	Common vetch	129
Arise	34	Consol	158
Array	27	Couch grass (Bermuda Grass)	202
Arrowleaf clover	68	Cow peas	148
Aurora	190	Cracka	233
Ausiclear 20	234	Crackerjack 2	137
Ausigold 62	234	Creeping bentgrass	202
Ausistripe 14	234	Creeping Bluegrass	155
Australian	186	Creeping red fescue	201
Aztec Atro	168	Crimson clover	69
B		Curator quality turf mixes	206
BA Grain Varieties	237	Curator turf and lawn blends	196
Balansa clover	65	Currie	185
Bambatsii Panic	153	D	
Barberia	29	Dalkeith	188
Barberia ryegrass	29	Demeter	185
BAR Cyclone	233	Denmark	61
Bareno	49	Dilatatum	157
Barley	238	Disc medic	72
Barmoxie	146	Dynamo	119
Barrel medic	71	E	
BAR SEVEN S3	111	Ebony	148
BeefBoosta		Endophyte	216
<i>Heavy Soils</i>	181	End Point Royalty (EPR)	242
<i>Medium Soils</i>	180	Endura Rhodes	151
BeefBoosta Tropical legume range	180	Equimaster	179
Berseem clover	69	Express	135
Bilby	239	F	
Biloela	154	Falcon	120
Biserrula	74	Festulolium	38
Black Stallion	148	Field crops	235
Bladder clover	69	Fine Fescue (Truffle) Mix	199
Bombardier	122	Floren Bluegrass	155
Brome grasses	49	Forage barley	138
Buffel grass	154	Forage brassicas	116
Burr medic	70	Forage cereals	132
C		Forage herbs	123
C4 Lawn	200	Forage millet	145
Callide	152	Forage oats	135



Forage rape	117	K	
Forage sorghum	142	Kale	122
Forage triticale	137	Katambora	151
Forage wheat	139	Keeper turnips	121
Fortune	48	Kidman	28
Fuze	37	Kikuyu grass	202
G		Kowari	240
Gama medic	72	Kyabra	241
Gatton Panic	153	L	
Gaucho	210	Lablab	147
Gayndah	154	Lakota	154
Gland clover	69	Laser	67
Glycine	168	Leafmore	118
Gosse	62	Leafy turnips	120
Governor	28	Leucaena	169
GrangeR	238	Liberty	233
Grassmax	37	Lightning	67
Grazing brome	50	Losa	61
Greenleaf	168	Lotus	73
Green Manure Mix	95	Lucerne	104
Green Panic	153	Lumen	67
Guinea Grass	159	Lush	143
H		M	
Haifa	186	Magnate	138
Hamua	187	Mammoth Purple Top	192
Hard and sheeps fescue	201	Mariner	152
Hardwearing	197	Marshall	63
Haymaker	128	Mawson	62
Hogan	36	Maxsyn	27
Holdfast	40, 186	Meatmaster	
Horizon	40	500+	90
Howlong	45	All-Grass	88
Huia	187	AT	91
Hulk	34	Big Beef Blend	174
Humidicola	156	Flood Plain Allgrass	177
Hunnigreen	144	GT	90
Hunterfield	191	HP	89
Hunter River	190	LC	89
Hybrid Brachiaria	155	North West Mix	178
Hybrid ryegrass	30	Pastoral	91
I		Premium	
Indian Bluegrass	156	Coastal Mix	175
Interval	118	Prime Pasture	174
Italian and annual ryegrasses	32	Slopes and Plains Allgrass	177
Italian ryegrass	33	ST	92
J		Western Heavy Soil Mix	176
Jarra	159	Western Light Soil Mix	175
Jester-SU	71	Medics	59, 70
		Megamax 059	153
		Mega Stylo Blend	166

Messina	73	Prima	189
Milgarra	167	Prosper	48
Mintaro	63	Puccinellia	51
Mitchell Grass	158	Purple Pigeon Grass	157
Mitika	239	Q	
Monti	62	Queensland Blue Couch	203
Morava	129	R	
Morgan	192	Ray Desmanthus	165
Morrow	57	Red caloona	148
Mow Saver	199	Red clover	57
N		Regain	
NEA	220	Hybrid Ryegrass	93
NEA2	220	Perennial Ryegrass	94
NEA4	220	Regain Ryegrass Blends	93
NEA12	221	Regenerator	
NEA endophytes	26	Autumn Pollinator	100
Nitro	66	Autumn Soil Improver	96
Nudan	143	Cool Season	98
Nui	184	Green Manure Mix	95
O		Southern Spring	99
Oats	239	Spring Pollinator	101
O'Connors	188	Spring Soil Improver	97
OptiCote	211	Regenerator Diverse Annual Mixes	95
OptiCote PLUS	211	Renovator	
Other annual clovers	69	500+	82
Other medics	72	700+	79
Other pasture legumes	73	850i	78
P		Duo	80
Palestine	187	Elite	79
Panic grass	153	Equine	85
Parabinga	190	Grazier	80
Paradana	189	GT	81
Paraggio	190	Hardy Horse	85
Pasture	49	HR	78
Pearl millet	145	ME-Plus	83
Pensacola Bahia	203	Oats and Rye	86
Perennial and hybrid ryegrasses	24	Oats and Vetch	86
Perennial ryegrass	201	Spring Silage Blend	87
Persian clover	66	SR	84
Phacelia	124	Retired varieties	230
Phalaris	39	Revolution BMR	143
Pitau	187	Rhodes grass	151, 152
Plantain	124	RM4	128
Plantation Inter-row blend	199	Rose clover	69
Pollinator Blends	100	Ryegrasses	17
Poncho	211	Ryegrass staggers	222
Porto	185		
Prairie grass	50	Sabi Grass	158
Premier	156	Safin	45
Presto	165	Saia	192



Samurye	30, 31	Temperate Meatmaster blends	88
SARDI-7 series 2	110	Temperate pasture blends	75
SARDI-10 series 2	112	Temperate pasture grasses	15
SARDI-Grazer	109	Temperate pasture legumes	53, 54
Scimitar	70	Temperate Renovator blends	78
Seaton Park	188	Tempo	33
Seca	166	Tetila	184
Seed certification	228	The Perfectionist	198
Seed coating	210	The Shady One	198
Seed technology	209	Timothy	51
Seed weights	215	Tinaroo/Cooper	168
Sequel	191	Traded varieties	183
Serradella	74	Trifecta	191
Shaftal	189	Trikkala	188
Shaw	169	Tropical	149, 163, 173, 174
Shirohie millet	145	Tropical legume range	180
Shogun	31	Tropical legumes	164
Siberian millet	145	Turf and lawns	194
Signal Grass	157	Turf grasses	204
Siran	166	Turf grass species	201
Siriver	191	Turnips	119
Sirosa	186	Tycoon	139
Snail medic	72	Tyrell	185
Soil Improver Mixes	96	U	
Sorcerer	136	USA	154
Spellgrazer	165	V	
Sphere medic	72	Vetch	126
Splenda	156	Victorian	184
Sportsfield	197	Village Green	197
Storm	56	Vista	65
Strand medic	72	Volga	129
Strawberry clover	58	Vortex	37
Sub clovers	59	W	
Sub-clovers	60	Warlock	136
Subterranean clover	60	Watersaver Turf Blend	198
Sulla	73	Weka	56
Sultan-SU	71	Wettsteinii	157
Summadorm	45	White	55
Summer	141, 231	Williams	240
Sunflowers	234	Wimmera	38, 184
Super Tuff Couch	200	Woogenellup	189
Super Tuff Kikuyu	200	Woolly pod vetch	128
Sustain LS	147	Wynn	169
Swan	192	X	
Swedes	121	Y	
T		Z	
Tall	47	Zoysia	203
Tall fescue	201	Zulu II	68
Tall wheat grass	51		
Tauro	155		
Teff grass	146		

For more information please contact your local Territory Manager:

North Queensland and Northern Territory

Greg Forsyth

T 0437 867 567

E gforsyth@barenbrug.com.au

Hunter Valley and South Coast New South Wales

Ben Murray

T 0428 760 301

E bmurray@barenbrug.com.au

South East Queensland & Burnett

Craig Constance

T 0413 442 816

E cconstance@barenbrug.com.au

Gippsland Victoria

Angus Olding

T 0438 736 943

E aolding@barenbrug.com.au

Central West New South Wales

Cara Metcalf

T 0487 535 267

E cmetcalf@barenbrug.com.au

South Australia

Aston Barr

T 0439 496 026

E abarr@barenbrug.com.au

Northern New South Wales Slopes and Tablelands

Sam Adams

T 0497 252 146

E sadams@barenbrug.com.au

Southern New South Wales and North East Victoria

Shayne Mathews

T 0409 709 455

E smathews@barenbrug.com.au

Central Queensland

Kate Ludwig

T 0427 010 757

E kludwig@barenbrug.com.au

Tasmania

Dwayne Schubert

T 0437 952 112

E dschubert@barenbrug.com.au

South West Queensland and Darling Downs

Chris Collyer

T 0427 007 900

E ccollyer@barenbrug.com.au

Northern Victoria and Western Riverina

Reece Hardwidge

T 0428 178 719

E rhardwidge@barenbrug.com.au

North Coast New South Wales

Murray Connor

T 0499 222 205

E mconnor@barenbrug.com.au

Western and Central Victoria

Sebastian Leith

T 0413 442 804

E sleith@barenbrug.com.au

Western Australia

Tim O'Dea

T 0429 203 505

E todea@barenbrug.com.au

Freecall: 1800 007 333

www.barenbrug.com.au

Disclaimer: The information presented in this publication is offered in good faith, based on seed industry data and relevant advice. Every effort has been made to ensure accuracy and freedom from error. Barenbrug, its agents or advisors, accepts no responsibility for any loss or actions arising from viewing the publication's content. Copyright Barenbrug © 2025. Applicable Barenbrug's varieties are protected under the PBR Act 1994